



shademaker
architectural shade

2023 COLLECTIONS

shademaker
architectural shade





SHOWN | **LIB-25S-SS** in 40456 Cast Lagoon

02	INTRODUCTION
04	LIBRA
16	ATLAS
28	ASTRAL
40	SOLARIS
52	POLARIS
64	ORION
76	FRAME FINISHES
82	MOUNT KITS & BASES
88	FABRICS

shademaker

architectural shade

Shademaker is proud to introduce a fully modern and elevated redesign of the entire collection. Keeping our signature profiles and incorporating enhanced materials and timeless design, we have crafted the next generation of Shademaker umbrellas.

The architectural essence of Shademaker umbrellas began with a unified design, form, and structure. From this foundation, Shademaker elevates its offering of signature looks by introducing well-crafted styles with advanced functionality and durable materials.

With exacting attention to detail, Shademaker delivers the highest standards of quality, innovation, and unparalleled luxury. Every umbrella embodies true beauty and elegance, making Shademaker the finest shade solution available.





SHOWN | **SOL-27S-SG** in 40433 Cast Silver





LIBRA

The Libra delivers beauty, functionality, and unquestionable durability. This center post umbrella was designed for most commercial applications featuring an easy to use push up system with secure automatic locking. The Libra's internal counterweight design ensures the umbrella opens easily and glides to a close. In larger sizes, a telescoping mast is featured for ultimate shade functionality.





SHOWN | **LIB-25S-AW** in 5404 Natural

collection **LIBRA** | 7



LIBRA

| CENTER POST UMBRELLA |



LIB-20S

SQUARE

6.5 ft | 2.0 m



LIB-25

OCTAGON

8 ft | 2.5 m



LIB-25S

SQUARE

8 ft | 2.5 m



LIB-27*

OCTAGON

9 ft | 2.7 m



LIB-27S*

SQUARE

9 ft | 2.7 m

Easy push-up automatic locking system
Internal counterweight to close with ease
Telescoping mast*
Modernly designed aluminum hub and fittings
Commercial grade canopy fasteners adding durability and design
Includes high performance protective cover



Form, function, and unquestionable durability, the Libra embodies the true meaning of innovation.





SHOWN | LIB-25S-SG in 40433 Cast Silver











ATLAS

An ideal solution for most shade applications is the Atlas center post umbrella with a quick and effortless crank to open and close. This telescoping umbrella allows for unobstructed closure over tables and chairs with a few simple rotations of the removable crank handle.





SHOWN | **ATL-30S-SG** in 40433 Cast Silver



ATLAS

| CENTER POST UMBRELLA |



ATL-30

OCTAGON
10 ft | 3.0 m



ATL-30S

SQUARE
10 ft | 3.0 m



ATL-35S

SQUARE
11.5 ft | 3.5 m



ATL-40

OCTAGON
13 ft | 4.0 m

Telescoping mast
Quick and effortless crank lift system
Modernly designed aluminum hub and fittings
Commercial grade canopy fasteners adding durability and design
Removable crank handle
Galvanized internal mast stem
Includes aluminum mast stem cover
Includes high performance protective cover



With its simplistic design and ease of use, the Atlas provides luxurious shade and comfort.















ASTRAL

This imposing center post umbrella offers unparalleled strength, durability, and minimalistic design. While offering expansive shade, this umbrella opens and closes easily over tables and chairs with only a few simple rotations of the removable crank handle. The Astral is perfect for large size outdoor spaces.





SHOWN | **AST-40S-SS** in 5404 Natural



ASTRAL

| CENTER POST UMBRELLA |



AST-40S

SQUARE

13 ft | 4.0 m



AST-50

OCTAGON

16.5 ft | 5.0 m



AST-50S

SQUARE

16.5 ft | 5.0 m

Telescoping mast
Quick and effortless crank lift system
Modernly designed aluminum hub and fittings
Commercial grade canopy fasteners adding durability and design
Removable crank handle
Galvanized internal mast stem
Includes aluminum mast stem cover
Includes high performance protective cover



Superior in design and durability, the Astral expansive shade with unparalleled strength.
















SOLARIS

Modern elegance is redefined in the Solaris side post umbrella, with curved lines and soft edges. Inspired by the larger size Polaris, the Solaris impresses in function with an effortless crank to open and infinite tilt function to provide shade coverage at any time of the day.






SHOWN | **SOL-27S-SG** in 40433 Cast Silver

collection **SOLARIS** | 43



SOLARIS

| SIDE POST UMBRELLA |




SOL-27S

SQUARE
9 ft | 2.7 m



SOL-30

OCTAGON
10 ft | 3.0 m



SOL-30S

SQUARE
10 ft | 3.0 m



SOL-35

OCTAGON
11.5 ft | 3.5 m

Simple to operate infinite front to back tilt system
360° rotation with 8 locking positions
Removable crank handle
Modernly designed aluminum hub and fittings
Commercial grade canopy fasteners adding durability and design
Galvanized internal mast stem
Includes aluminum mast stem cover
Includes high performance protective cover



Striking yet unimposing, the curved lines and soft edges of the hubs and fittings evokes luxury.



shademaker

shademaker

OPEN
CLOSE










shademaker





POLARIS

The Polaris is the true definition of form and function. This elegant and robust side post umbrella provides larger size ranges. With its infinite tilt functionality, sophisticated styling, and superb construction, the Polaris is one of our most popular models.





SHOWN | **POL-35S-AW** in 5413 Spa





POL-35S

SQUARE

11.5 ft | 3.5 m



POL-340RT

RECTANGLE

10 x 13 ft | 3.0 x 4.0 m



POL-40

OCTAGON

13 ft | 4.0 m

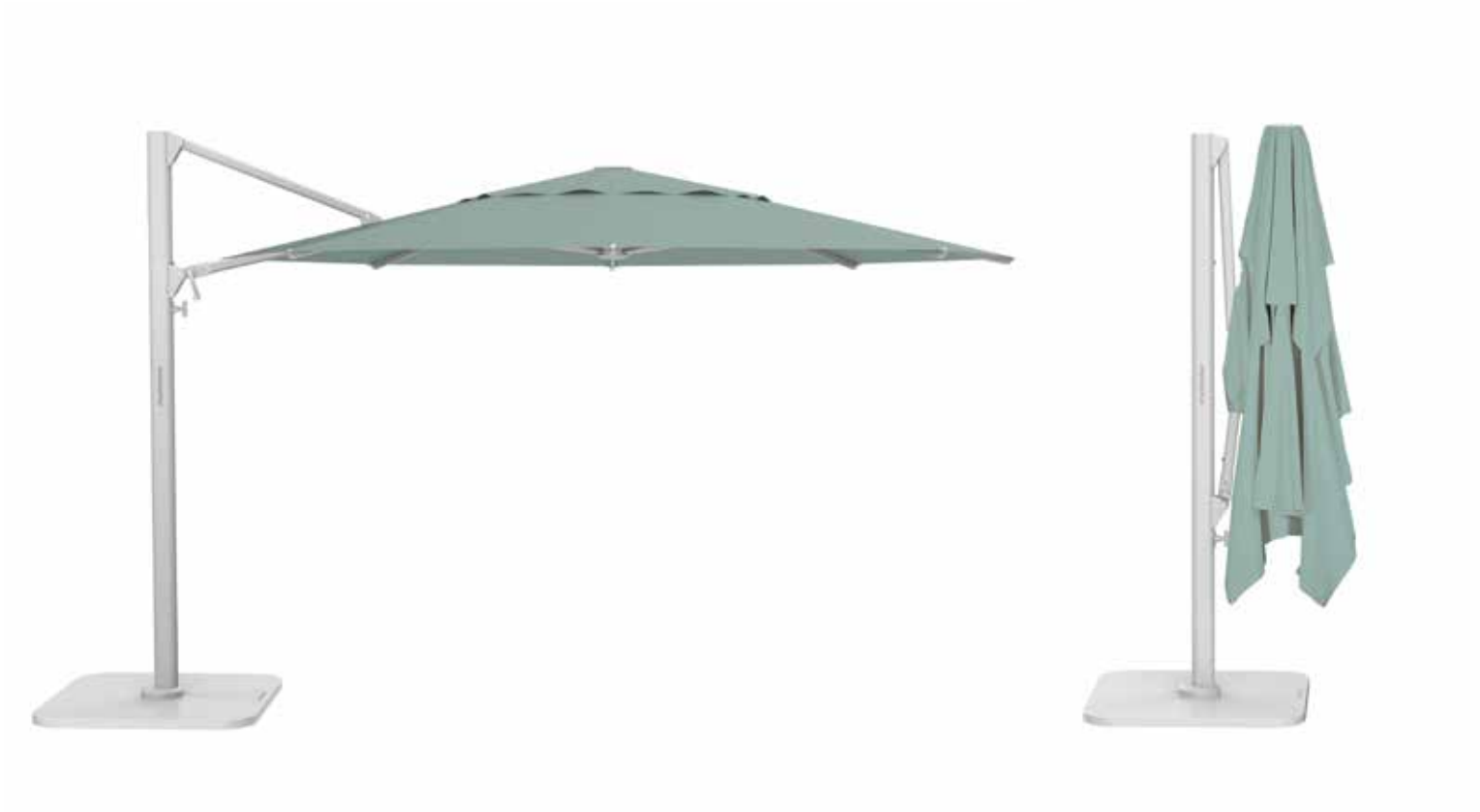


POL-40S

SQUARE

13 ft | 4.0 m

Simple to operate infinite front to back tilt system
360° rotation with 8 locking positions
Removable crank handle
Modernly designed aluminum hub and fittings
Commercial grade canopy fasteners adding durability and design
Galvanized internal mast stem
Includes aluminum mast stem cover
Includes high performance protective cover



The Polaris seamlessly blends modern design and functionality, with a touch of elegance.



shademaker

shad

↑ close
↓ open

shademaker







A close-up photograph of a white, multi-spoked hub, likely a component of a bicycle or a similar mechanical device. The hub is circular and features a central grey circular area with the brand name "shademaker" printed in a lowercase, sans-serif font. The hub is surrounded by numerous white spokes that radiate outwards. The background is a textured, light green fabric, possibly a bicycle seat or a piece of clothing, with a zipper visible on the right side.

shademaker





ORION

Intended for most commercial settings, the Orion is engineered with uncompromising strength and designed with minimalistic elegance. Featuring commercial grade stainless steel cables and a detachable canopy structure, allows for a durable and easy maintenance cantilever.





SHOWN | **ORI-40-AB** in 40428 Cast Ash





ORI-30

OCTAGON
10 ft | 3.0 m



ORI-30S

SQUARE
10 ft | 3.0 m



ORI-40

OCTAGON
13 ft | 4.0 m

-
- Canopy structure easily detaches for storage
 - 360° rotation with 8 locking positions
 - Simple to operate crank lift system
 - Removable crank handle
 - Commercial grade stainless steel cable
 - Modernly designed aluminum hub and fittings
 - Commercial grade canopy fasteners adding durability and design
 - Galvanized internal mast stem
 - Includes aluminum mast stem cover
 - Includes high performance protective cover



Engineered with commercial strength and designed with timeless elegance.
















OPTIONS | **FRAME FINISHES**





FRAME FINISHES


Our commitment to excellence begins with using the finest of materials that protects against corrosion and fading. From anodized silver to premium textured powdered coat, our finishes are designed and formulated to endure the harshest of environments.




SS
Silver Shadow



SG
Shadow
Graphite



AB
Architectural
Bronze




AW
Arctic White

FRAME FINISHES


Shademaker offers a variety of finishes to complement your outdoor space. Shademaker manufactures all its shade styles from the finest aluminum alloy to ensure strength, durability, and integrity for each and every finish.







OPTIONS | **MOUNT KITS & BASES**



SHOWN | **INFINITY BASE** in Shadow Graphite

MOUNT OPTIONS

for **LIBRA**

External Stem

Required for Mount Kits and (SB) Steel Base Weights

MKSB21

4.8 lbs

SG, AB, AW




for **LIBRA, ATLAS, ASTRAL, SOLARIS, POLARIS, ORION**

Mount Kit

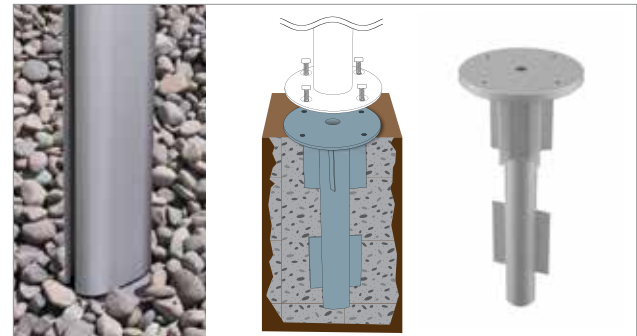
MKC23 | Concrete

7.76 lbs | Galvanized



MKG23 | In-Ground

6.62 lbs | Galvanized



STEEL BASE WEIGHTS & BASES

for ATLAS, ASTRAL, SOLARIS, POLARIS, ORION



Geomet Steel Base Weight

Galvanized Steel Plate

SBGC100SQ	100 <i>lbs</i>	SS, SG
SBGC200SQ	200 <i>lbs</i>	SS, SG



Titan Base

Galvanized Steel Frame + Aluminum Lid

BGT850	118.1 <i>lbs</i>	SG, AB, AW	850 <i>lbs</i> with pavers (pavers not included)
---------------	------------------	------------	-----------------------------------------------------



Infinity Base

Galvanized Steel Frame + Aluminum Lid, Galvanized Steel Plates

BXI415	415 <i>lbs</i>	SG, AB, AW
BXI565	565 <i>lbs</i>	SG, AB, AW
BXI715	715 <i>lbs</i>	SG, AB, AW

BASES FOR LIBRA

Steel Base Weight | square steel plate

SB100SQ-SG	SB125SQ-SG
shadow graphite	shadow graphite
100 <i>lbs</i>	125 <i>lbs</i>



Steel Base Weight | round steel plate

SB100R-SG	SB125R-SG
shadow graphite	shadow graphite
100 <i>lbs</i>	125 <i>lbs</i>



Steel Base | steel with casters

BSK1200	BSK1209
bronze	black
120 <i>lbs</i>	120 <i>lbs</i>



Commercial | cast aluminum

BA1500	BA1509
bronze	black
150 <i>lbs</i>	150 <i>lbs</i>





Athens | cast aluminum with wheels

BTT100-SG	BTT100-AW
shadow graphite	arctic white
108 lbs	108 lbs



Aurora | cast aluminum with wheels

BRW100-SG	BRW100-AB	BRW100-AW
shadow graphite	architectural bronze	arctic white
100 lbs	100 lbs	100 lbs



Monaco | square cast aluminum with wheels and handle

BKMSQ1000	BKMSQ1003	BKMSQ1005T	BKMSQ1009
bronze	white	platinum	black
100 lbs	100 lbs	100 lbs	100 lbs.



Monaco | round cast aluminum with wheels and handle

BKM1000	BKM1003	BKM1005T	BKM1009
bronze	white	platinum	black
100 lbs	100 lbs	100 lbs	100 lbs



Add-on Weight | cast iron for Athens, Aurora, and Monaco bases

BW30
30 lbs





STOCK FABRICS

Price Group 1 | Sunbrella® Awning Grade | 100% Solution-Dyed Acrylic



4604 Natural



4642 Oyster



4683 Parchment



4644 Charcoal



4608 Black



4653 Mediterranean
Blue Tweed



4601 Pacific Blue




4666 Logo Red



4677 Tuscan

NON-STOCK FABRICS

Price Group 1 | Sunbrella® Awning Grade | 100% Solution-Dyed Acrylic



4634 White



4633 Linen



4628 Toast



4672 Heather Beige




4620 Beige




4676 Cocoa



4648 Taupe



4651 Silver



4630 Cadet Grey



4636 Storm



4615 Smoke



4684 Slate



4632 Ivy



4637 Forest Green



4671 Fern



4668 Aspen



4688 Basil



4600 Erin Green



4610 Turquoise



4612 Aruba



4664 Sea



4675 Capri



4624 Sky Blue



4641 Sapphire Blue

NON-STOCK FABRICS

Price Group 1 | Sunbrella® Awning Grade | 100% Solution-Dyed Acrylic



4679 Ocean Blue



4678 Marine Blue



4626 Navy



4646 Captain Navy



4659 Ember



4603 Jockey Red



4631 Burgundy



4622 Terracotta



4621 True Brown



4602 Sunflower
Yellow



4660 Crest Birch



4662 Crest Ash



4695 Tresco Linen



4696 Tresco Birch



4698 Tresco Clay



4616 Mocha Tweed



4607 Charcoal
Tweed



4654 Linen Tweed



4618 Walnut Brown
Tweed



4606 Dubonnet
Tweed



4605 Hemlock
Tweed



4617 Royal Blue
Tweed



4652 Mediterranean
Blue



4833 Silica Gravel



4861 Silica Stone



4897 Silica
Charcoal



4860 Silica Sesame



4859 Silica Dune



4862 Silica Silver

STOCK FABRICS

Price Group 2 | Sunbrella®/ Outdura® Furniture Grade | 100% Solution-Dyed Acrylic



5404 Natural



5453 Canvas



5422 Antique Beige



5476 Heather Beige



8318 Sesame Linen



5425 Cocoa



5488 Teak



40428 Cast Ash



14067 Mushroom



48135-02 Bliss Sand



6457 Beacon Ash



40433 Cast Silver



48135-10 Bliss Pebble



14059 Haze



40434 Cast Slate



54048 Charcoal



5408 Black



48080 Spectrum Indigo



6439 Ink



48135-04 Bliss Onyx



5446 Forest Green



5413 Spa



54011 Ginkgo



5416 Aruba



6407 Aquatic



40456 Cast Lagoon



5439 Navy



6433 Neptune



5401 Pacific Blue



48103S Cast Ocean



5403 Jockey Red



5407 Henna



5417 Tuscan



5438 Buttercup



40524-01 Trusted Fog Stripe



6661 Harper Putty Stripe

STOCK FABRICS

Price Group 2 | Sunbrella® / Outdura® Furniture Grade | 100% Solution-Dyed Acrylic



56079 Milano Char Stripe



6667 Kinzie Smoke Stripe



6668 Kinzie Coal Stripe



6733 Kinzie Royal Stripe



40524-02 Trusted Coast Stripe



6662 Harper Steel Stripe



58039 Gateway Mist Stripe



6670 Reliant Coast Stripe



6669 Horizon Night Stripe



56080 Milano Cobalt Stripe



56095 Astoria Sunset Stripe



6663 Harper Crimson Stripe

STOCK FABRICS

Price Group 2 | O'bravia® Awning Grade | 100% Solution-Dyed Polyester



5804 Eggshell



5822 Khaki



5825 Mocha



5827 Chocolate



5851 Fog



5808 Black



5839 Navy



5801 Cobalt



5816 Aqua



5850 Kiwi



5803 Red

shademaker
architectural shade

13401 Brooks Drive
Baldwin Park, CA 91706
p 626 338 8810
f 626 338 8816

shademakerusa.com



©2022 Shademaker. All Rights Reserved. SM-CAT-0922