

# TREASURE GARDEN

## AKZ CANTILEVERS

13' AKZ	6-7
10'x13' AKZRT	8-9
11.5' AKZSQ	10-11
11' AKZ	12-13
10' AKZSQ	14-15

## AG CANTILEVERS

11' AG28	20-21
10' AG19	22-23
8.5' AG19SQ	24-25

## SHANGHAI

10' USA459	28-29
------------	-------

## STARLIGHT

11' Starlight Collar Tilt	32-33
9' Starlight Collar Tilt	34-35

## ALUMINUM

11' Collar Tilt	38-39
9' Collar Tilt	40-41
11' Auto Tilt	42-43
9' Auto Tilt	44-45
8'x10' Auto Tilt	46-47
8'x11' Crank Lift	48-49
9' Push Button Tilt	50-51
7.5' Push Button Tilt	52-53
6' Push Button Tilt	54-55

## WOOD

9' Quad Pulley Lift	58-59
---------------------	-------

## COMMERCIAL

9' Commercial	62-63
7.5' Commercial	64-65
7' Commercial	66-67

## ACCESSORIES

Umbrella Bases	70-75
Umbrella Lights	79
Outdoor Rug Collection	82-89
Protective Furniture Cover Collection	92-97

## PRODUCT INFORMATION

2016 Fabric Collection	110-115
2016 Fabric Index	116-117
Replacement Canopy/Parts	118-119
TG Custom	120
TG Direct	121
TGEX "Quick-Ship"	122-123
Cantilever "Quick-Ship"	124-125
Terms & Conditions	150-152
Guarantee/Warranty	153

## MERCHANDISING

Good/Better/Best	100-101
Designer Cover Collection	102-103
Merchandising Display Stands	104-105
Science behind Shade	106-107

## SHADEMAKER COMMERCIAL

Libra	128-129
Astral-TC	130-131
Nova	132-133
Orion	134-135
Galaxy	136-137
Sirius	138-139
Polaris	140-141
Mount Kits/Bases	142-146
Shademaker Base Weight Guide	147
Shademaker Fabric Collection	148-149



COLLECTIONS

2016

**For more than 30 years, Treasure Garden® has been leading the shade industry.**



Since 1984, Treasure Garden has manufactured the widest selection of shade products in the world. We offer more than 25,000 variations of shade solutions and accessories. From our state-of-the-art Cantilevers and Collar Tilt collections, Treasure Garden has a perfect shade solution for your outdoor environment.

Founder, Oliver Ma began his manufacturing experience at an early age by apprenticing and mastering the craft of umbrella construction. His uncompromising attention to detail and strong work ethic, laid the groundwork for the successful formation of Treasure Garden.



*Manufacturing Campus - Ningbo, China*

#### **Facilities**

Our Southern California facility in Baldwin Park, as well as both our state-of-the-art facilities in Ningbo and Qingdao, China are integral parts of our business operation and point of service.

#### **Passion and Dedication**

The 3,500 employees who share in the same vision on a daily basis and their attention to detail enables Treasure Garden to continue to be *"The World's Favorite Shade"*.

#### **Good, Better, Best Program**

Treasure Garden's strengths are many. One of the keys to success is our GOOD/BETTER/BEST program. It's a comprehensive and well designed program of frames and fabrics to be able to market and sell better shade to the marketplace. Treasure Garden has always been the leader in fabric color trends, frame finishes and styles features. We are proud to hold the title of the vendor with the largest volume and highest gross margin in our industry for most of our dealers today.

#### **Leadership**

Treasure Garden is a one source vendor in our industry. From our Collar Tilt Aluminum Markets to the AKZ Cantilever styles. Treasure Garden offers a comprehensive Program of outdoor accessories – from bases, lights, protective furniture covers and outdoor rugs.







**Shown:**

**Umbrella:**  
UM8103



7816 - Tango Glacier  **DOCRIL**

**Rug:**

RS-177-154-80 (7'10" x 10')

Charleston - Spa

# AKZ Cantilever Collection

13' AKZ Cantilever

10'x13' AKZRT Cantilever

11.5' AKZSQ Cantilever

11' AKZ Cantilever

10' AKZSQ Cantilever

## Shown:

### Umbrella:

AKZSQ115T

6648 Signal Crimson Stripe



EXCLUSIVE

### Base:

BASE-13-09

### Rug:

RS-901-395-80 (7'10" x 10')

Tweed - Ebony & Charcoal





# 13' AKZ Cantilever Octagon Series



Tilts at 18°, 36° and 54° angles.



Convenient foot pedal to easily rotate canopy.



A full 360° rotation.

**Shown:**

Item No.: AKZ13-00DV

Fabric: 58014 Volt Emerald **sunbrella**

Base: BASE-13-00 (Base option sold separately)

**Item No.:**

**AKZ13-00D** Bronze

**AKZ13-09D** Black

**AKZ13-5TD** Platinum

**Specifications:**

**Size** 13'

**Ribs** 8

**Shape** Octagon

**Height w/Base** 123.82" Closed  
120.2" Opened

**Pole Dia.** 3.86" x 2.56"

**Vents** DWV

**Lift** Crank

**Tilt** Left: 18°/36°/54°  
Right: 18°/36°/54°

**Weight** DWV 94.6 lbs.  
DWV-V 95.6 lbs.

**Cube** 12



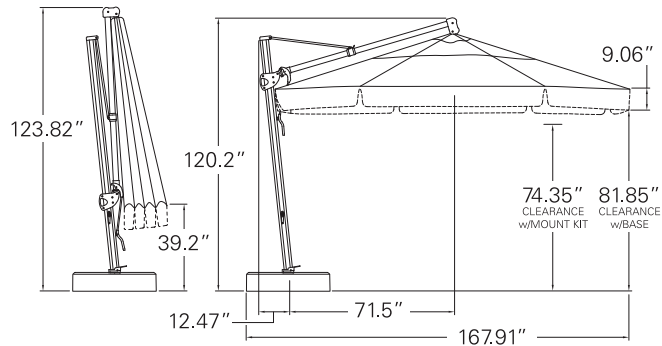
Built-in **Light Adapter** to fit Treasure Garden Lights.



# 13' AKZ Cantilever Octagon



Shown without valance option



**Price includes: Frame and canopy only**

GRADE	DWV	DWV w/Valance	DC9/DC10
A+			
A			
C / COM+			
D	n/a		n/a

CONTACT DEALER FOR MORE INFORMATION

**NOTE:** +COM - Customer's Own Material. Please use COM Requirement Form on page 154  
 DWV - Double Wind Vent | Valance - Optional | Designer Cover - DC9 / DC10 style only  
 (See pages 102-103 for DC ordering information)



**Item No.:**

**AKZ13-00D**  
Bronze

**AKZ13-09D**  
Black

**AKZ13-5TD**  
Platinum

**Base Options:**

AKZ13 Base



**BASE-13-0\_**

**Includes:** Base frame & base cover, w/(4) add-on weights. Base holds up to 400 lbs. of sand (*sand not included*).

**Colors** Black or Bronze only  
**Size** 34" x 34" x 7.5"  
**Weight** 73 lbs.  
**Cube** 7


Concrete Mount Kit



**AMK-C**

**Diameter:** 8.5" **Weight:** 8 lbs.  
**Cube:** 0.22  
**Case Pack:** 5 **Case Weight:** 43 lbs.  
**Case Cube:** 1.1

In-Ground Mount Kit



**AMK-G**

**Diameter:** 8.5" **Depth:** 19.75"  
**Weight:** 20 lbs. **Cube:** 1.15  
**Case Pack:** 4 **Case Weight:** 88 lbs.  
**Case Cube:** 4.5

Wood Mount Kit



**AMK-W**

**Diameter:** 8.5" **Weight:** 14 lbs.  
**Cube:** 0.22  
**Case Pack:** 5 **Case Weight:** 71 lbs.  
**Case Cube:** 1.1

**Options:**

**VALANCE**

Add "V" to the Item No. - Example: **AKZ13-09DV**

**ACCESSORIES**

**UMBRELLA LIGHTS**

VEGA Large **VEGA-L-0\_** page 79

**REPLACEMENT PARTS**

Protective Cover - AKZ Style **CP920** page 97  
 Canopy **C813RD** [+ Fabric #] page 118  
 Canopy w/Valance **C813RDV** [+ Fabric #] page 118  
 Frame **AKZ13-0\_**

**Features:**

- 100% Kevlar Mesh Lift Cord for added strength and durability
- Rotates 360°
- Includes Protective Cover

**Notes:**

*Optional Valance not recommended with use of Mount Kits (Mount Kit reduces the canopy clearance by 7.5").*  
**Instructional video available on this style at [treasuregarden.com](http://treasuregarden.com)**

Shipping Information:



# 10'x13' AKZRT Cantilever Rectangle Series



Tilts at 18°, 36° and 54° angles.



Convenient foot pedal to easily rotate canopy.



A full 360° rotation.



Built-in **Light Adapter** to fit Treasure Garden Lights.

**Shown:**

Item No.: AKZRT-5T  
 Fabric: 7816 Tango Glacier  
 Base: BASE-13-09 (Base option sold separately)

**Item No.:**


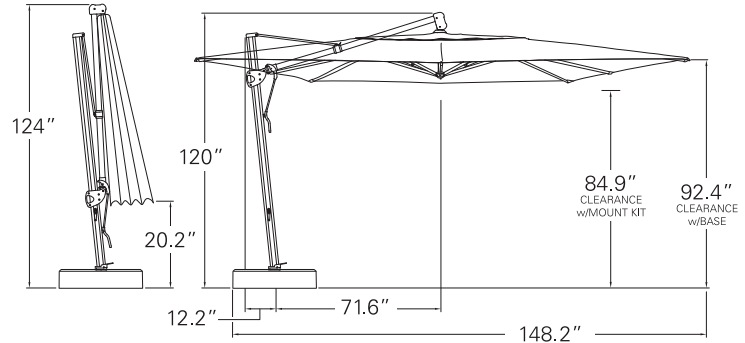
<b>AKZRT-00</b>	Bronze
<b>AKZRT-09</b>	Black
<b>AKZRT-5T</b>	Platinum

**Specifications:**

<b>Size</b>	10'x13'	<b>Vents</b>	SWV
<b>Ribs</b>	8	<b>Lift</b>	Crank
<b>Shape</b>	Rectangle	<b>Tilt</b>	Left: 18°/36°/54° Right: 18°/36°/54°
<b>Height w/Base</b>	124" Closed 120" Opened	<b>Weight</b>	SWV 95 lbs.
<b>Pole Dia.</b>	3.86" x 2.56"	<b>Cube</b>	12



# 10'x13' AKZRT Cantilever Rectangle



**Item No.:**  
**AKZRT-00**  
Bronze



**AKZRT-09**  
Black



**AKZRT-5T**  
Platinum

**Price includes: Frame and canopy only**

GRADE	SWV
A+	
A	
C / COM+	
D	n/a

CONTACT DEALER FOR MORE INFORMATION

**NOTE:** +COM - Customer's Own Material. Please use COM Requirement Form on page 154  
SWV - Single Wind Vent

**NOTE:** STRIPED FABRICS NOT AVAILABLE ON THIS STYLE.

**Base Options:**

AKZ13 Base




**BASE-13-0\_**  
**Includes:** Base frame & base cover, w/(4) add-on weights. Base holds up to 400 lbs. of sand (*sand not included*).  
**Colors** Black or Bronze only  
**Size** 34" x 34" x 7.5"  
**Weight** 73 lbs.  
**Cube** 7

Concrete Mount Kit



**AMK-C**  
**Diameter:** 8.5" **Weight:** 8 lbs.  
**Cube:** 0.22  
**Case Pack:** 5 **Case Weight:** 43 lbs.  
**Case Cube:** 1.1

In-Ground Mount Kit



**AMK-G**  
**Diameter:** 8.5" **Depth:** 19.75"  
**Weight:** 20 lbs. **Cube:** 1.15  
**Case Pack:** 4 **Case Weight:** 88 lbs.  
**Case Cube:** 4.5

Wood Mount Kit



**AMK-W**  
**Diameter:** 8.5" **Weight:** 14 lbs.  
**Cube:** 0.22  
**Case Pack:** 5 **Case Weight:** 71 lbs.  
**Case Cube:** 1.1

**Options:**

**ACCESSORIES**

UMBRELLA LIGHTS

VEGA Large

**VEGA-L-0\_** page 79

**REPLACEMENT PARTS**

Protective Cover - AKZ Style  
Canopy

**CP920** page 97  
**CAKZRT** [+ Fabric #] page 118

Frame

**AKZRT-\_\_**

**Features:**

- 100% Kevlar Mesh Lift Cord for added strength and durability
- Rotates 360°
- Includes Protective Cover

**Note:**

Instructional video available on this style at [treasuregarden.com](http://treasuregarden.com)

Shipping Information:



# 11.5' AKZSQ Cantilever


## Square Series

2  
YEAR  
WARRANTY


132  
sq.ft. coverage



Tilts at 18°, 36° and 54° angles.



Convenient foot pedal to easily rotate canopy.



A full 360° rotation.

### Shown:

Item No.: AKZSQ1109

Fabric: 6447 Surf outdura

Base: BASE-13-09 (Base option sold separately)

### Item No.:

**AKZSQ1100** Bronze

**AKZSQ1109** Black

**AKZSQ115T** Platinum

### Specifications:

**Size** 11.5'

**Ribs** 8

**Shape** Square

**Height w/Base** 124" Closed

120" Opened

**Pole Dia.** 3.86" x 2.56"

**Vents** SWV

**Lift** Crank

**Tilt** Left: 18°/36°/54°  
Right: 18°/36°/54°

**Weight** SWV 96 lbs.  
SWV-V 97 lbs.

**Cube** 12


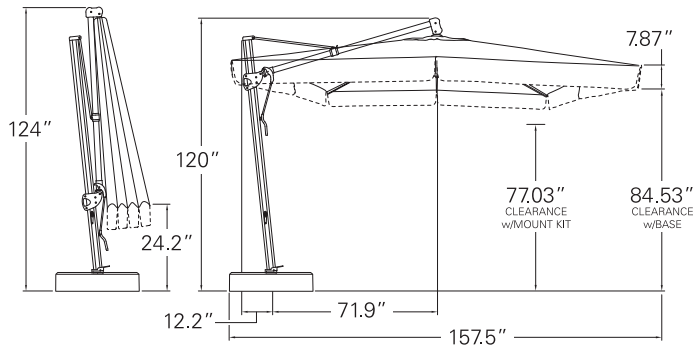


Built-in **Light Adapter** to fit Treasure Garden Lights.

# 11.5' AKZSQ Cantilever Square




Shown with valance option



**Item No.:**  
**AKZSQ1100**  
Bronze



**AKZSQ1109**  
Black



**AKZSQ115T**  
Platinum

**Price includes: Frame and canopy only**

GRADE	SWV	SWV w/Valance   DC10
A+		
A		
C / COM+		
D	n/a	n/a

CONTACT DEALER FOR MORE INFORMATION

**NOTE:** +COM - Customer's Own Material. Please use COM Requirement Form on page 154  
SWV - Single Wind Vent | Valance - Optional | Designer Cover - DC10 style only  
(See pages **102-103** for DC ordering information)

**Base Options:**

AKZ13 Base




**BASE-13-0\_**  
**Includes:** Base frame & base cover, w/(4) add-on weights. Base holds up to 400 lbs. of sand (*sand not included*).  
**Colors** Black or Bronze only  
**Size** 34" x 34" x 7.5"  
**Weight** 73 lbs.  
**Cube** 7

Concrete Mount Kit



**AMK-C**  
**Diameter:** 8.5" **Weight:** 8 lbs.  
**Cube:** 0.22  
**Case Pack:** 5 **Case Weight:** 43 lbs.  
**Case Cube:** 1.1

In-Ground Mount Kit



**AMK-G**  
**Diameter:** 8.5" **Depth:** 19.75"  
**Weight:** 20 lbs. **Cube:** 1.15  
**Case Pack:** 4 **Case Weight:** 88 lbs.  
**Case Cube:** 4.5

Wood Mount Kit



**AMK-W**  
**Diameter:** 8.5" **Weight:** 14 lbs.  
**Cube:** 0.22  
**Case Pack:** 5 **Case Weight:** 71 lbs.  
**Case Cube:** 1.1

**Options:**

**VALANCE**

Add "V" to the Item No. - Example: **AKZSQ1100V**

**ACCESSORIES**

**UMBRELLA LIGHTS**

VEGA Large **VEGA-L-0\_** page 79

**REPLACEMENT PARTS**

Protective Cover - AKZ Style **CP920** page 97  
Canopy **C812SQ** [+ Fabric #] page 118  
Canopy w/Valance **C812SQV** [+ Fabric #] page 118  
  
Frame **AKZSQ11\_**

**Features:**

- 100% Kevlar Mesh Lift Cord for added strength and durability
- Rotates 360°
- Includes Protective Cover

**Notes:**

*Optional Valance not recommended with use of Mount Kits (Mount Kit reduces the canopy clearance by 7.5").*  
**Instructional video available on this style at [treasuregarden.com](http://treasuregarden.com)**

Shipping Information:



# 11' AKZ Cantilever Octagon Series



Tilts at 18°, 36° and 54° angles.



Convenient foot pedal to easily rotate canopy.



A full 360° rotation.

**Shown:**

Item No.: AKZ-00DV

Fabric: DC9 style - 6458 Clover outdura / 6628 Courtyard Beach Stripe outdura

Base: BASE-AKZ-00 (Base option sold separately)

**Item No.:**

**AKZ-00D** Bronze

**AKZ-09D** Black

**AKZ-5TD** Platinum

**Specifications:**

**Size** 11'

**Ribs** 8

**Shape** Octagon

**Height w/Base** 116.14" Closed  
117.72" Opened


**Pole Dia.** 3.86" x 2.56"

**Vents** DWV

**Tilt** Left: 18°/36°/54°  
Right: 18°/36°/54°

**Weight** DWV 88 lbs.  
DWV-V 89 lbs.

**Cube** 10

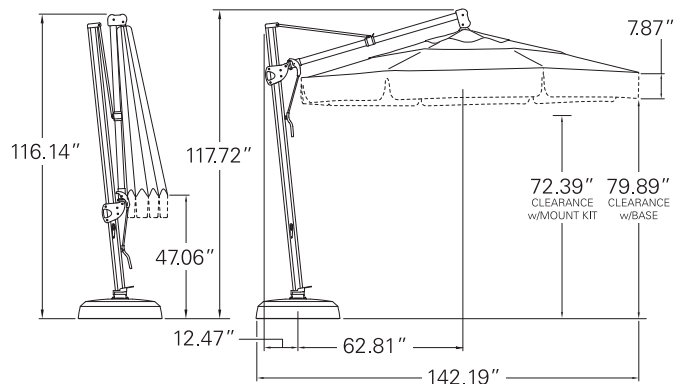


Built-in **Light Adapter** to fit Treasure Garden Lights.



Shown without valance option

## 11' AKZ Cantilever Octagon



### Item No.:



**AKZ-00D**  
Bronze



**AKZ-09D**  
Black



**AKZ-5TD**  
Platinum

### Price includes: Frame and canopy only

GRADE	DWV	DWV w/Valance   DC9/DC10
A+		
A		
C / COM+		
D	n/a	n/a

CONTACT DEALER FOR MORE INFORMATION

**NOTE:** +COM - Customer's Own Material. Please use COM Requirement Form on page 154  
 DWV - Double Wind Vent | Valance - Optional | Designer Cover - DC9 / DC10 style only  
 (See pages 102-103 for DC ordering information)

### Base Options:

AKZ13 Base



#### **BASE-13-0\_**

Includes frame, base cover, w/(4) add-on weights. Base holds up to 400 lbs. of sand (*sand not included*).  
**Colors:** Black or Bronze only  
**Size:** 34" x 34" x 7.5"  
**Weight:** 73 lbs. **Cube:** 7

AKZ Base (Standard)



#### **BASE-AKZ-0\_**

Includes base shell & lid. Holds up to 200 lbs. of sand (*sand not included*).  
**Colors:** Black or Bronze only  
**Size:** 32" x 32" x 7.5"  
**Weight:** 38 lbs. **Cube:** 6


Concrete Mount Kit



#### **AMK-C**

**Diameter:** 8.5" **Weight:** 8 lbs.  
**Cube:** 0.22  
**Case Pack:** 5 **Case Weight:** 43 lbs.  
**Case Cube:** 1.1

In-Ground Mount Kit



#### **AMK-G**

**Diameter:** 8.5" **Depth:** 19.75"  
**Weight:** 20 lbs. **Cube:** 1.15  
**Case Pack:** 4 **Case Weight:** 88 lbs.  
**Case Cube:** 4.5

Wood Mount Kit



#### **AMK-W**

**Diameter:** 8.5" **Weight:** 14 lbs.  
**Cube:** 0.22  
**Case Pack:** 5 **Case Weight:** 71 lbs.  
**Case Cube:** 1.1

### Options:

#### VALANCE

Add "V" to the Item No. - Example: **AKZ-00DV**

### ACCESSORIES

#### UMBRELLA LIGHTS

VEGA Large

**VEGA-L-0\_** page 79

### REPLACEMENT PARTS

Protective Cover - AKZ Style

**CP920** page 97

Canopy

**C811RD** [+ Fabric #] page 118

Canopy w/Valance

**C811RDV** [+ Fabric #] page 118

Frame

**AKZ-0\_**

### Features:

- 100% Kevlar Mesh Lift Cord for added strength and durability
- Rotates 360°
- Includes Protective Cover

### Notes:

*Optional Valance not recommended with use of Mount Kits (Mount Kit reduces the canopy clearance by 7.5").*  
**Instructional video available on this style at [treasuregarden.com](http://treasuregarden.com)**

Shipping Information:



Truck only


# 10' AKZSQ Cantilever Square Series



Tilts at 18°, 36° and 54° angles.



Convenient foot pedal to easily rotate canopy.



A full 360° rotation.

**Shown:**


Item No.: AKZSQ-5T  
 Fabric: 57000 Blush sunbrella  
 Base: BASE-AKZ-09 (Base option sold separately)

**Item No.:**

<b>AKZSQ-00</b>	Bronze
<b>AKZSQ-09</b>	Black
<b>AKZSQ-5T</b>	Platinum

**Specifications:**

<b>Size</b>	10'x10'	<b>Vents</b>	SWV
<b>Ribs</b>	8	<b>Lift</b>	Crank
<b>Shape</b>	Square	<b>Tilt</b>	Left: 18°/36°/54° Right: 18°/36°/54°
<b>Height w/Base</b>	118.52" Closed 119.16" Opened	<b>Weight</b>	SWV 88 lbs. SWV-V 89 lbs.
<b>Pole Dia.</b>	3.86" x 2.56"	<b>Cube</b>	10



Built-in **Light Adapter** to fit Treasure Garden Lights.

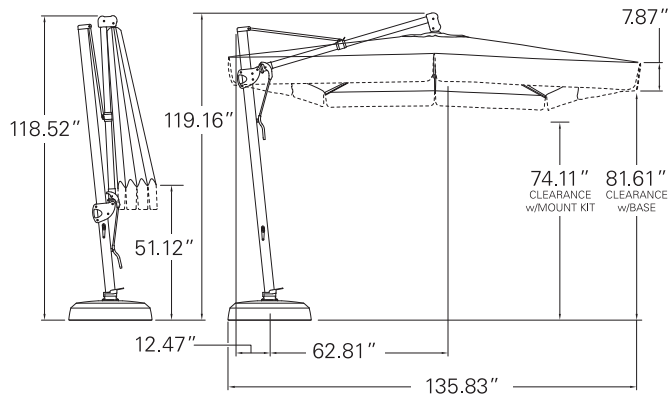






Shown with valance option

## 10' AKZSQ Cantilever Square



### Item No.:



**AKZSQ-00**  
Bronze



**AKZSQ-09**  
Black



**AKZSQ-5T**  
Platinum

### Price includes: Frame and canopy only

GRADE	SWV	SWV w/Valance   DC10
A+		
A		
C / COM+		
D	n/a	n/a

CONTACT DEALER FOR MORE INFORMATION

**NOTE:** +COM - Customer's Own Material. Please use COM Requirement Form on page 154  
 SWV - Single Wind Vent | Valance - Optional | Designer Cover - DC10 style only  
 (See pages 102-103 for DC ordering information)

### Base Options:

AKZ13 Base



#### **BASE-13-0\_**

Includes frame, base cover, w/(4) add-on weights. Base holds up to 400 lbs. of sand (*sand not included*).  
**Colors:** Black or Bronze only  
**Size:** 34" x 34" x 7.5"  
**Weight:** 73 lbs. **Cube:** 7

AKZ Base (Standard)



#### **BASE-AKZ-0\_**

Includes base shell & lid. Holds up to 200 lbs. of sand (*sand not included*).  
**Colors:** Black or Bronze only  
**Size:** 32" x 32" x 7.5"  
**Weight:** 38 lbs. **Cube:** 6


Concrete Mount Kit



#### **AMK-C**

Diameter: 8.5" **Weight:** 8 lbs.  
**Cube:** 0.22  
**Case Pack:** 5 **Case Weight:** 43 lbs.  
**Case Cube:** 1.1

In-Ground Mount Kit



#### **AMK-G**

Diameter: 8.5" **Depth:** 19.75"  
**Weight:** 20 lbs. **Cube:** 1.15  
**Case Pack:** 4 **Case Weight:** 88 lbs.  
**Case Cube:** 4.5

Wood Mount Kit



#### **AMK-W**

Diameter: 8.5" **Weight:** 14 lbs.  
**Cube:** 0.22  
**Case Pack:** 5 **Case Weight:** 71 lbs.  
**Case Cube:** 1.1

### Options:

#### VALANCE

Add "V" to the Item No. - Example: **AKZSQ-09V**

#### ACCESSORIES

##### UMBRELLA LIGHTS

VEGA Large

**VEGA-L-0\_** page 79

#### REPLACEMENT PARTS

Protective Cover - AKZ Style

Canopy

Canopy w/Valance

**CP920** page 97

**C811SQ** [+ Fabric #] page 118

**C811SQV** [+ Fabric #] page 118

Frame

**AKZSQ-0\_**

### Features:

- 100% Kevlar Mesh Lift Cord for added strength and durability
- Rotates 360°
- Includes Protective Cover

### Notes:

*Optional Valance not recommended with use of Mount Kits (Mount Kit reduces the canopy clearance by 7.5").*  
**Instructional video available on this style at [treasuregarden.com](http://treasuregarden.com)**

Shipping Information:



Truck only

# AKZ Cantilever Mount Options

OPTIONAL VALANCE NOT RECOMMENDED WITH USE OF MOUNT KITS  
(MOUNT KITS REDUCES THE CANOPY CLEARANCE BY 7.5")

Our AKZ Mount Kit options open up a world of opportunities for large shade. The AKZ's can be mounted 3 ways – Concrete, In-Ground and Wood Decks. Imagine the possibilities!



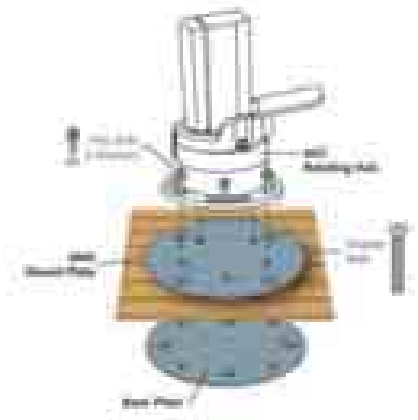
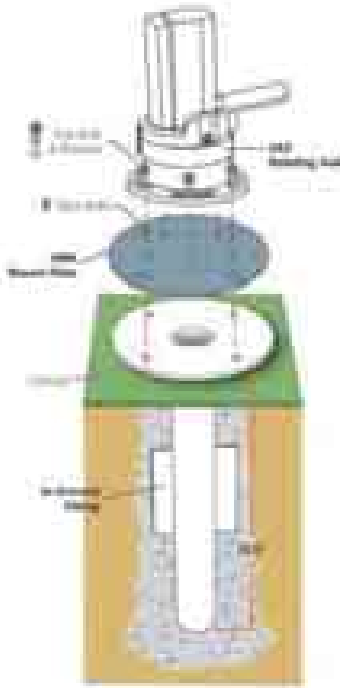
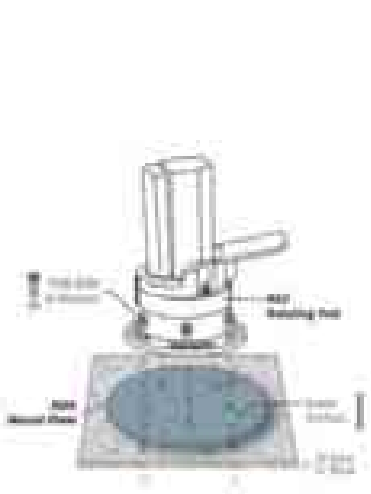
Concrete Mount



In-Ground Mount



Wood Mount



Mount Kits		Diameter	Depth	Weight	Cube	Case Pack	Case Weight	Case Cube
Concrete Mount Kit	<b>AMK-C</b>	8.5"	n/a	8 lbs.	0.22	5	43 lbs.	1.1
In-Ground Mount Kit	<b>AMK-G</b>	8.5"	19.75"	20 lbs.	1.15	4	88 lbs.	4.5
Wood Mount Kit	<b>AMK-W</b>	8.5"	n/a	14 lbs.	0.22	5	71 lbs.	1.1

**CONTACT DEALER  
FOR MORE  
INFORMATION**

**DISCLAIMER:** The AKZ mount kit should only be professionally installed by a licensed contractor. Treasure Garden® assumes no liability and expressly disclaims any responsibility for injuries or damages arising from or related to the failure of buyer to have the AKZ mount kit installed by a licensed professional contractor. Treasure Garden makes no warranty except as expressly stated herein, and no warranty except Title to Materials furnished shall be implied with respect to this order.

**DISCLAIMER OF WARRANTIES:** Except as herein expressly set forth, this product is sold "as is" and "with all faults", and without any implied warranty of merchantability – which warranty is hereby expressly excluded. This product is sold without any implied warranty of fitness for a particular purpose – which warranty is hereby expressly excluded. Moreover, there are no warranties which extend beyond the description on the face hereof.



**Mount Option:**  
AMK-C Concrete Mount Kit



**Mount Option:**  
AMK-G In-Ground Mount Kit



**Mount Option:**  
AMK-W Wood Mount Kit

## Cantilever Collection

11' AG28 Cantilever

10' AG19 Cantilever

8.5' AG19SQ Cantilever

### Shown:

#### Umbrella:

AG28-00D

5403 Jockey Red 

#### Base:

BASE-AG-00

#### Rug:

RS-556-060-80 (7'10" x 10')

Linen - Caramel Macchiato





# 11' AG28 Cantilever


## Octagon Series



1  
YEAR  
WARRANTY



100  
sq. ft. coverage



A full 360° rotation.

### Shown:

Item No.: AG28-00DV

Fabric: DC10 style - 56095 Astoria Sunset Stripe  / 5488 Teak 

Base: BASE-AG-00 (Base option sold separately)

### Item No.:

**AG28-00D** Bronze

**AG28-09D** Black

### Specifications:

**Size** 11'

**Ribs** 8

**Shape** Octagon

**Height** 118" Closed  
123.07" Opened

**Pole Dia.** 2.75"


**Vents** DWV

**Lift** Crank

**Tilt** Infinite: Front to back  
Left: Up to 54°  
Right: Up to 54°

**Weight** DWV 61 lbs.  
DWV-V 62 lbs.

**Cube** 12.5



Built-in **Light Adapter** to fit  
Treasure Garden Lights.

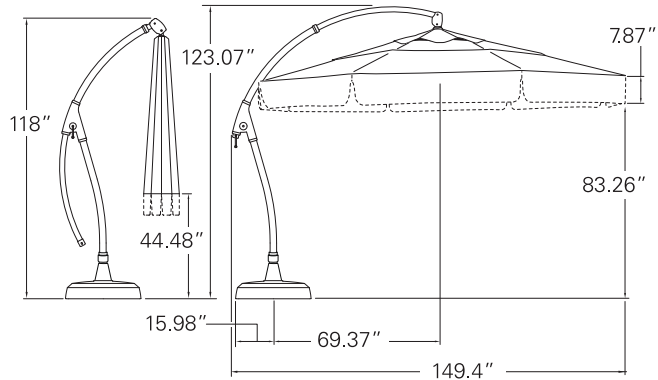
**TGCustom**  
Custom-Made Umbrellas



# 11' AG28 Cantilever Octagon



Shown without valance option



**Price includes: Frame and canopy only**

**GRADE DWV DWV w/Valance | DC9/DC10**

A+

A

C / COM+

D

**CONTACT DEALER FOR MORE INFORMATION**

n/a

n/a

**NOTE:** +COM - Customer's Own Material. Please use COM Requirement Form on page 154  
 DWV - Double Wind Vent | Valance - Optional | Designer Cover - DC9 / DC10 style only  
 (See pages 102-103 for DC ordering information)

**Item No.:**

**AG28-00D**  
Bronze



**AG28-09D**  
Black



**Base Option:**

AG Base



**BASE-AG-0\_**

**Includes:** Base shell, lid & collar/stem.  
 Base holds up to 200 lbs. of sand  
 (sand not included).

**Colors** Black or Bronze only  
**Size** 32" x 32" x 7.5"  
**Weight** 35 lbs.  
**Cube** 6.5

**Options:**

**VALANCE**

Add "V" to the Item No. - Example: **AG28-00DV**

**ACCESSORIES**

**UMBRELLA LIGHTS**

VEGA Large

**VEGA-L-0\_** page 79

**REPLACEMENT PARTS**

Protective Cover - AG28 Style

**CP908** page 97

Canopy

**C811RD** [+ Fabric #] page 118

Canopy w/Valance

**C811RDV** [+ Fabric #] page 118

Frame

**AG28-0\_**

**Features:**

- 100% Kevlar Mesh Lift Cord for added strength and durability
- Rotates 360°
- Includes Protective Cover

**Note:**

Instructional video available on this style at [treasuregarden.com](http://treasuregarden.com)

Shipping Information:



**DESIGNER COVER (DC9 & DC10 STYLE ONLY)**

Treasure Garden's exclusive Designer Covers, lets your customers create unique and stylish umbrellas. See pages 102-103 for style descriptions and ordering information.

# 10' AG19 Cantilever

## Octagon Series




1  
YEAR  
WARRANTY



83  
sq. ft. coverage




A full 360° rotation.



AG Universal Cross Bar Stand adjusts to fit various paver sizes.

### Shown:

Item No.: AG19-09

Fabric: 4816 Aqua 

Base: AG Universal Cross Bar Stand included - shown with BF10-09 (Sold separately)

### Item No.:

**AG19-00** Bronze

**AG19-09** Black

### Specifications:

**Size** 10'  
**Ribs** 8  
**Shape** Octagon  
**Height** 109.5" Closed  
 101.5" Opened  
**Pole Dia.** 2.7"

**Vents** SWV  
**Lift** Crank  
**Tilt** Infinite: Front to back  
 Left: Up to 54°  
 Right: Up to 54°  
**Weight** 52 lbs.  
**Cube** 5.24

### CROSS BAR STAND

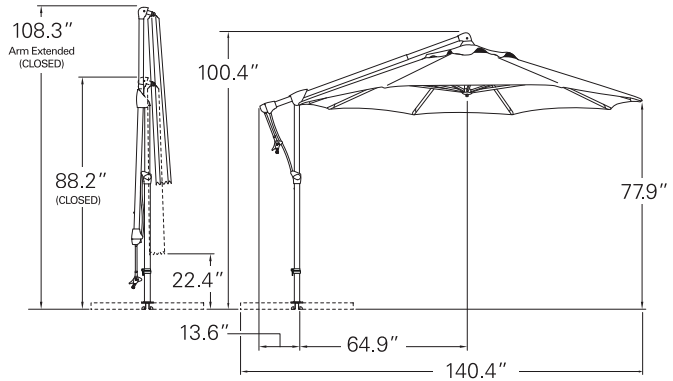
**Size** 20" x 20" x 1.5"



Built-in **Light Adapter** to fit Treasure Garden Lights.

**TGCustom**  
Custom-Made Umbrellas

# 10' AG19 Cantilever Octagon



**Item No.:**  
**AG19-00**  
Bronze



**AG19-09**  
Black

GRADE	SWV
A+	
A	
C / COM+	<b>CONTACT DEALER FOR MORE INFORMATION</b>
D	n/a

**NOTE:** +COM - Customer's Own Material. Please use COM Requirement Form on page 154  
SWV - Single Wind Vent

## Base Options:

Resin Base Weights



**BF10-0\_**

### Resin Base Weights

**Includes:** Four (4) sections that fit onto the AG Universal Cross Bar Stand *included*.  
Recommended - Base weights hold up to 220 lbs. of sand (*sand not included*).  
**Colors** Black or Bronze only  
**Size** 39.4" x 39.4" x 4.5"  
**Weight** Resin base - 28 lbs.  
**Cube** 4.7

Cross Base Weights



**BX-AG-0\_**

### BX Cross Base Weights

Uses four (4) sections that conveniently sit into the AG Universal Cross Bar Stand *included*.  
Four (4) sections required.  
**Colors** Black or Bronze only  
**Size** 19" x 19" x 2"  
**Weight** Cast Iron - 50 lbs. each  
**Cube** 0.67

## Options:

### ACCESSORIES

**UMBRELLA LIGHTS**  
VEGA Large  
**PROTECTIVE COVERS**  
AG19 Style

**VEGA-L-0\_** page 79

**CP912** page 97

### REPLACEMENT PARTS

Canopy

**CAG19** [+ Fabric #] page 118

Frame

**AG19-0\_**

## Features:

- 100% Kevlar Mesh Lift Cord for added strength and durability
- Tilts left and right - up to 54°

## Notes:

AG Universal Cross Bar Stand included - adjusts to accommodate 16" to 20" blocks or pavers.

**Instructional video available on this style at [treasuregarden.com](http://treasuregarden.com)**

**Shipping Information: Standard Parcel**


# 8.5' AG19SQ Cantilever

## Square Series


1  
YEAR  
WARRANTY



72  
sq.ft. coverage




A full 360° rotation.



AG Universal Cross Bar Stand adjusts to fit various paver sizes.

### Shown:

Item No.: AG19SQ-00

Fabric: 4807 Auburn 

Base: AG Universal Cross Bar Stand included - shown with BF10-00 (Sold separately)

### Item No.:

**AG19SQ-00** Bronze

**AG19SQ-09** Black


### Specifications:

**Size** 8.5'  
**Ribs** 8  
**Shape** Square  
**Height** 108.9" Closed  
 106" Opened  
**Pole Dia.** 2.7"

**Vents** SWV  
**Lift** Crank  
**Tilt** Infinite: Front to back  
 Left: Up to 54°  
 Right: Up to 54°  
**Weight** 46 lbs.  
**Cube** 5.3

### CROSS BAR STAND

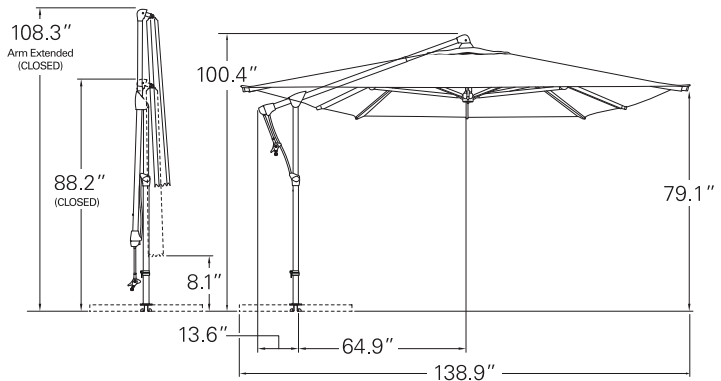
**Size** 20" x 20" x 1.5"



Built-in **Light Adapter** to fit Treasure Garden Lights.

**TGCustom**  
Custom-Made Umbrellas

## 8.5' AG19SQ Cantilever Square



**Item No.:**  
**AG19SQ-00**  
Bronze

**AG19SQ-09**  
Black

### GRADE

### SWV

A+	
A	<b>CONTACT DEALER FOR MORE INFORMATION</b>
C / COM+	
D	n/a

**NOTE:** +COM - Customer's Own Material. Please use COM Requirement Form on page 154  
SWV - Single Wind Vent

### Base Options:

Resin Base Weights



**BF10-0\_**

#### Resin Base Weights

**Includes:** Four (4) sections that fit onto the AG Universal Cross Bar Stand *included*.  
Recommended - Base weights hold up to 220 lbs. of sand (*sand not included*).

**Colors** Black or Bronze only  
**Size** 39.4" x 39.4" x 4.5"  
**Weight** Resin base - 28 lbs.  
**Cube** 4.7

Cross Base Weights



**BX-AG-0\_**

#### BX Cross Base Weights

Uses four (4) sections that conveniently sit into the AG Universal Cross Bar Stand *included*.  
Four (4) sections required.

**Colors** Black or Bronze only  
**Size** 19" x 19" x 2"  
**Weight** Cast Iron - 50 lbs. each  
**Cube** 0.67

### Options:

#### ACCESSORIES

**UMBRELLA LIGHTS**

VEGA Large

**VEGA-L-0\_** page 79

**PROTECTIVE COVERS**

AG19 Style

**CP912** page 97

#### REPLACEMENT PARTS

Canopy

**CAG19SQ** [+ Fabric #] page 118

Frame

**AG19SQ-0\_**

### Features:

- 100% Kevlar Mesh Lift Cord for added strength and durability
- Tilts left and right - up to 54°

### Notes:

AG Universal Cross Bar Stand included - adjusts to accommodate 16" to 20" blocks or pavers.

**Instructional video available on this style at [treasuregarden.com](http://treasuregarden.com)**

**Shipping Information: Standard Parcel**

# Shanghai Collection

10' Shanghai Collar Tilt

**Shown:**

**Umbrella:**  
USA459

**NEW** 58016 Volt Galaxy 

**Base:**  
BKM1009







# 10' Shanghai Collar Tilt Round Series



**Shown:**

Item No.: USA459

Fabric:  7816 Tango Glacier™

Base: BA1509 (Sold separately)



**Collar Tilt function** - to tilt umbrella, simply twist the collar in a clockwise direction. It's that easy.

**Item No.:**

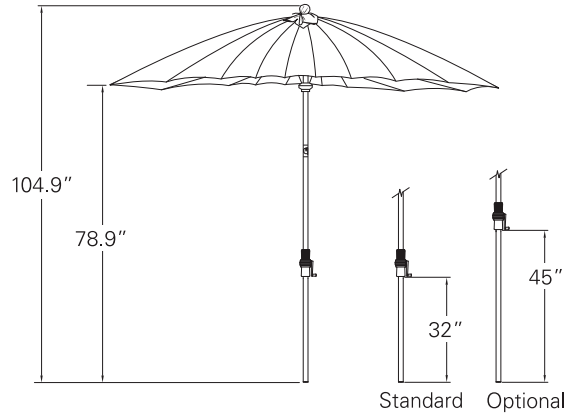
**USA459**      Black

**Specifications:**

<b>Size</b>	10'	<b>Lift</b>	Crank
<b>Ribs</b>	24 (Fiberglass)	<b>Tilt</b>	Infinite with Collar
<b>Shape</b>	Round	<b>Weight</b>	25.3 lbs.
<b>Height</b>	104.9"	<b>Cube</b>	2.35
<b>Pole Dia.</b>	1.5"		
<b>Bottom Pole</b>	32"		



# 10' Shanghai Collar Tilt Round



**Item No.:**  
**USA459**  
Black



## GRADE

- A
- C

**CONTACT DEALER FOR MORE INFORMATION**

STRIPED FABRICS NOT AVAILABLE ON THIS STYLE.

*We recommend the following fabrics that are a perfect match to our Shanghai design:*

Our *Cha Cha Collection styles.*

Our *Volt Collection styles.*

Our *Tango Collection styles.*

## Base Options:

### CAST ALUMINUM

- Art Deco Base (50 lbs.)
- Garden Base (50 lbs.)
- Pentagon Base w/wheels (80 lbs.)
- Commercial Base (150 lbs.)
- Monaco Base w/wheels & handle (100 lbs. - Round)
- Monaco Base w/wheels & handle (100 lbs. - Square)

### CAST IRON

- Classic Base (50 lbs.)

### STEEL

- Steel Base w/casters (120 lbs.)

### ADD-ON WEIGHT

- 30 lbs.

- BA50\_** page 72
- BG50\_** page 72
- BK80\_** page 73
- BA150\_** page 70
- BKM100\_** page 71
- BKMSQ100\_** page 71
- BW50\_** page 73
- BSK120\_** page 70
- BW30** page 75

## Options:

### ACCESSORIES

#### UMBRELLA LIGHTS

- Original VEGA
- VEGA Large

- VEGA-0\_** page 79
- VEGA-L-0\_** page 79

#### PROTECTIVE COVERS

- X-Large Umbrella Style

- CP902** page 97

### REPLACEMENT PARTS

- 32" Bottom Pole (Standard)
- 45" Bottom Pole
- Frame

- BP32-8009**
- BP45-8009**
- USA459**

## Features:

- 24 Fiberglass Ribs
- Fabric Wrapped Finial

## Notes:

Recommended minimum of 80 lb. base for this style.

Shipping Information: **Standard Parcel/Courier Services**

# Starlight Aluminum Market Collection

11' Starlight Collar Tilt

9' Starlight Collar Tilt

**Shown:**

**Umbrella:**  
UM8000SL

5404 Natural 

**Base:**  
BKM1000





# 11' Starlight Collar Tilt Octagon Series



**Shown:**

Item No.: UM8010SL

Fabric: 6458 Clover outdoor

Base: BA500/BW30 (Both sold separately)

**Item No.:**

**UM8010SL** Bronze

**UM8019SL** Black

**Specifications:**

**Size** 11'  
**Ribs** 8  
**Shape** Octagon  
**Height** 108"  
**Pole Dia.** 1.5"  
**Bottom Pole** 36"

**Vents** SWV  
 DWV  
**Lift** Crank  
**Tilt** Infinite with Collar  
**Weight** SWV 21 lbs.  
 DWV 22 lbs.  
**Cube** 1.90




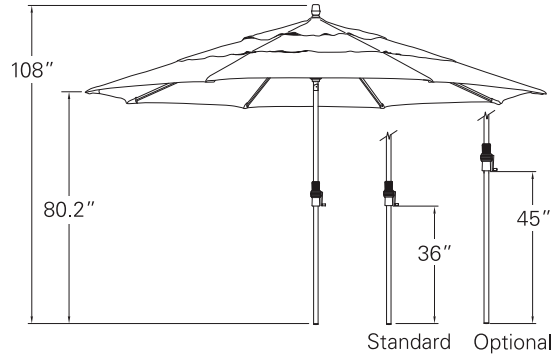
**Collar Tilt** function - to tilt umbrella, simply twist the collar in a clockwise direction. It's that easy.

**TGCustom**  
 Custom-Made Umbrellas





# 11' Starlight Collar Tilt Octagon



GRADE	SWV	DWV   DC
A+		
A		
C / COM+	<b>CONTACT DEALER FOR MORE INFORMATION</b>	
D	n/a	n/a

**NOTE:** +COM - Customer's Own Material. Please use COM Requirement Form on page 154  
 SWV - Single Wind Vent | DWV - Double Wind Vent | DC - Designer Cover Collection

### Features:

- 110/12V/DC lighted umbrella
- UL Approved low voltage indoor/outdoor transformer
- 50,000 lifetime hours
- Light strips built into (8) ribs for an elegant look
- 32 ft. cord with transformer



### Base Options:

#### CAST ALUMINUM

- Art Deco Base (50 lbs.) **BA50\_** page 72
- Garden Base (50 lbs.) **BG50\_** page 72
- Pentagon Base w/wheels (80 lbs.) **BK80\_** page 73
- Commercial Base (150 lbs.) **BA150\_** page 70

- Monaco Base w/wheels & handle (100 lbs. - Round) **BKM100\_** page 71
- Monaco Base w/wheels & handle (100 lbs. - Square) **BKMSQ100\_** page 71

#### CAST IRON

- Classic Base (50 lbs.) **BW50\_** page 73

#### STEEL

- Steel Base w/casters (120 lbs.) **BSK120\_** page 70

#### ADD-ON WEIGHT

- 30 lbs. **BW30** page 75

### Options:

#### ACCESSORIES

- UMBRELLA LIGHTS**
- VEGA Large **VEGA-L-0\_** page 79
- PROTECTIVE COVERS**
- X-Large Umbrella Style **CP902** page 97

#### REPLACEMENT PARTS

- Canopy (SWV) **C811** [+ Fabric #] page 118
- Canopy (DWV) **C811D** [+ Fabric #] page 118
- 36" Bottom Pole (Standard) **BP36-801\_SL**
- 45" Bottom Pole **BP45-800\_SL**
- Frame **UM801\_SL**

### DESIGNER COVER COLLECTION (DC)

Treasure Garden's exclusive Designer Cover Collection lets your customers create unique and stylish umbrellas. See pages **102-103** for style descriptions and ordering information.

### Notes:

Recommended minimum of 80 lb. base for this style.

Shipping Information: **Standard Parcel/Courier Services**

# 9' Starlight Collar Tilt Octagon Series



67  
sq ft coverage



**Shown:**

Item No.: UM8009SL

Fabric: 58012 Volt Berry

Base: BA509 (Sold separately)

**Item No.:**

**UM8000SL** Bronze

**UM8009SL** Black

**Specifications:**

**Size** 9'  
**Ribs** 8  
**Shape** Octagon  
**Height** 102.6"  
**Pole Dia.** 1.5"  
**Bottom Pole** 32"

**Vents** SWV  
 DWV  
**Lift** Crank  
**Tilt** Infinite with Collar  
**Weight** SWV 20.3 lbs.  
 DWV 21.3 lbs.  
**Cube** 1.90



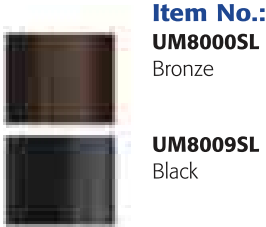
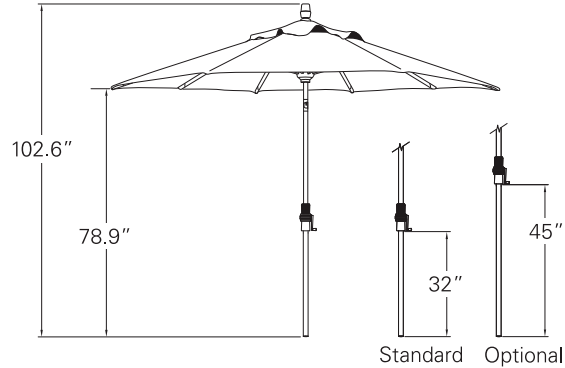
**Collar Tilt** function - to tilt umbrella, simply twist the collar in a clockwise direction. It's that easy.







## 9' Starlight Collar Tilt Octagon



GRADE	SWV	DWV   DC
A+		
A		
C / COM+		
D	n/a	n/a

**CONTACT DEALER FOR MORE INFORMATION**

**NOTE:** +COM - Customer's Own Material. Please use COM Requirement Form on page 154  
SWV - Single Wind Vent | DWV - Double Wind Vent | DC - Designer Cover Collection

### Features:

- 110/12V/DC lighted umbrella
- UL Approved low voltage indoor/outdoor transformer
- 50,000 lifetime hours
- Light strips built into (8) ribs for an elegant look
- 32 ft. cord with transformer



### Base Options:

#### CAST ALUMINUM

- Art Deco Base (50 lbs.) **BA50\_** page 72
- Garden Base (50 lbs.) **BG50\_** page 72
- Pentagon Base w/wheels (80 lbs.) **BK80\_** page 73
- Commercial Base (150 lbs.) **BA150\_** page 70

- Monaco Base w/wheels & handle (100 lbs. - Round) **BKM100\_** page 71
- Monaco Base w/wheels & handle (100 lbs. - Square) **BKMSQ100\_** page 71

#### CAST IRON

- Classic Base (50 lbs.) **BW50\_** page 73

#### STEEL

- Steel Base w/casters (120 lbs.) **BSK120\_** page 70
- Steel Base (70 lbs.) **BS709-2.0"** page 74

#### ADD-ON WEIGHT

- 30 lbs. **BW30** page 75

### Options:

#### ACCESSORIES

- UMBRELLA LIGHTS**
- Original VEGA **VEGA-0\_** page 79
- VEGA Large **VEGA-L-0\_** page 79

#### PROTECTIVE COVERS

- X-Large Umbrella Style **CP902** page 97

#### REPLACEMENT PARTS

- Canopy (SWV) **C809** [+ Fabric #] page 118
- Canopy (DWV) **C809D** [+ Fabric #] page 118

- 32" Bottom Pole (Standard)
- 45" Bottom Pole
- Frame

- BP32-800\_SL**
- BP45-800\_SL**
- UM800\_SL**

### Notes:

Recommended minimum of 50-80 lb. base for this style.

Shipping Information: **Standard Parcel/Courier Services**

### DESIGNER COVER COLLECTION (DC)

Treasure Garden's exclusive Designer Cover Collection lets your customers create unique and stylish umbrellas. See pages **102-103** for style descriptions and ordering information.

## Aluminum Market Collection

11' Collar Tilt

9' Collar Tilt

11' Auto Tilt

9' Auto Tilt

8'x10' Auto Tilt

8'x11' Crank Lift

9' Push Button Tilt


7.5' Push Button Tilt

6' Push Button Tilt

### Shown:

#### Umbrella:

UM8103 DC7 style

6433 Neptune 

5404 Natural 

#### Base:

BG503





# 11' Collar Tilt Octagon Series



**Shown:**

Item No.: UM8010

Fabric: DC7 style - 6409 Terra Cotta outdura / 6627 Terrace Taupe Stripe outdura

Base: BKM1000 (Sold separately)



**Collar Tilt function** - to tilt umbrella, simply twist the collar in a clockwise direction. It's that easy.

**Item No.:**

**UM8010** Bronze

**UM8019** Black

**Specifications:**

**Size** 11'

**Ribs** 8

**Shape** Octagon

**Height** 108"

**Pole Dia.** 1.5"

**Bottom Pole** 36"

**Vents** SWV  
DWV

**Lift** Crank

**Tilt** Infinite with Collar


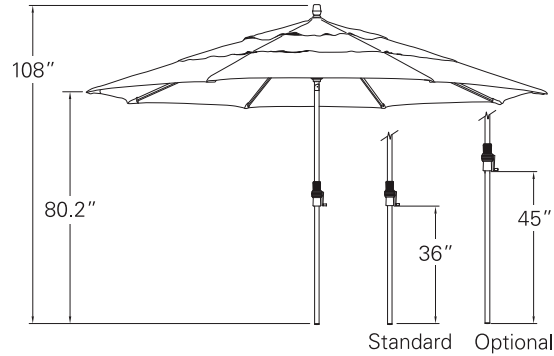
**Weight** SWV 20 lbs.  
DWV 21 lbs.

**Cube** 1.74





## 11' Collar Tilt Octagon



GRADE	SWV	DWV   DC
A+		
A		
C / COM+		
D	n/a	n/a

**CONTACT DEALER FOR MORE INFORMATION**

**NOTE:** +COM - Customer's Own Material. Please use COM Requirement Form on page 154  
SWV - Single Wind Vent | DWV - Double Wind Vent | DC - Designer Cover Collection

### Base Options:

#### CAST ALUMINUM

- Art Deco Base (50 lbs.)
- Garden Base (50 lbs.)
- Pentagon Base w/wheels (80 lbs.)
- Commercial Base (150 lbs.)
- Monaco Base w/wheels & handle (100 lbs. - Round)
- Monaco Base w/wheels & handle (100 lbs. - Square)

**BA50\_** page 72  
**BG50\_** page 72  
**BK80\_** page 73  
**BA150\_** page 70

**BKM100\_** page 71  
**BKMSQ100\_** page 71

#### CAST IRON

- Classic Base (50 lbs.)

**BW50\_** page 73

#### STEEL

- Steel Base w/casters (120 lbs.)

**BSK120\_** page 70

#### ADD-ON WEIGHT

- 30 lbs.

**BW30** page 75

### DESIGNER COVER COLLECTION (DC)

Treasure Garden's exclusive Designer Cover Collection lets your customers create unique and stylish umbrellas. See pages **102-103** for style descriptions and ordering information.

### Options:

#### ACCESSORIES

##### UMBRELLA LIGHTS

VEGA Large

**VEGA-L-0\_** page 79

##### PROTECTIVE COVERS

X-Large Umbrella Style

**CP902** page 97

#### REPLACEMENT PARTS

Canopy (SWV)

**C811** [+ Fabric #] page 118

Canopy (DWV)

**C811D** [+ Fabric #] page 118

36" Bottom Pole (Standard)

**BP36-801\_**

45" Bottom Pole

**BP45-800\_**

Frame

**UM801\_**

### Notes:

Recommended minimum of 80 lb. base for this style.

**RECOMMENDED FOR COMMERCIAL USE.**

Instructional video available on this style at [treasuregarden.com](http://treasuregarden.com)

Shipping Information: **Standard Parcel/Courier Services**

# 9' Collar Tilt Octagon Series



67  
sq ft coverage



**Shown:**

Item No.: UM8000

Fabric: DC6 Style - 6656 Signal Lemongrass Stripe outdura / 6446 Lemongrass outdura

Base: BA500 (Sold separately)



**Collar Tilt** function - to tilt umbrella, simply twist the collar in a clockwise direction. It's that easy.

**Item No.:**

<b>UM8000</b>	Bronze
<b>UM8001</b>	Champagne
<b>UM8002</b>	Anthracite
<b>UM8009</b>	Black

**Specifications:**

<b>Size</b>	9'
<b>Ribs</b>	8
<b>Shape</b>	Octagon
<b>Height</b>	102.6"
<b>Pole Dia.</b>	1.5"
<b>Bottom Pole</b>	32"

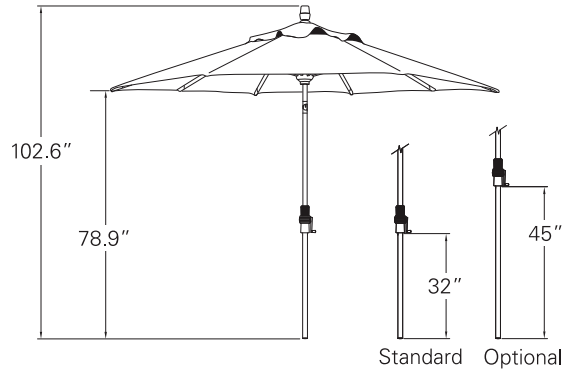
<b>Vents</b>	SWV DWV
<b>Lift</b>	Crank
<b>Tilt</b>	Infinite with Collar
<b>Weight</b>	SWV 19.3 lbs. DWV 20.3 lbs.
<b>Cube</b>	1.74

**TG Custom**  
Custom-Made Umbrellas





## 9' Collar Tilt Octagon



GRADE	SWV	DWV   DC
A+		
A		
C / COM+	<b>CONTACT DEALER FOR MORE INFORMATION</b>	
D		n/a

**NOTE:** +COM - Customer's Own Material. Please use COM Requirement Form on page 154  
 SWV - Single Wind Vent | DWV - Double Wind Vent | DC - Designer Cover Collection

### Base Options:

#### CAST ALUMINUM

- Art Deco Base (50 lbs.)
- Garden Base (50 lbs.)
- Pentagon Base w/wheels (80 lbs.)
- Commercial Base (150 lbs.)
- Monaco Base w/wheels & handle (100 lbs. - Round)
- Monaco Base w/wheels & handle (100 lbs. - Square)

#### CAST IRON

- Classic Base (50 lbs.)

#### STEEL

- Steel Base w/casters (120 lbs.)
- Steel Base (70 lbs.)

#### ADD-ON WEIGHT

- 30 lbs.

<b>BA50_</b>	page 72
<b>BG50_</b>	page 72
<b>BK80_</b>	page 73
<b>BA150_</b>	page 70
<b>BKM100_</b>	page 71
<b>BKMSQ100_</b>	page 71
<b>BW50_</b>	page 73
<b>BSK120_</b>	page 70
<b>BS709-2.0"</b>	page 74
<b>BW30</b>	page 75

### Options:

#### ACCESSORIES

##### UMBRELLA LIGHTS

Original VEGA	<b>VEGA-0_</b>	page 79
VEGA Large	<b>VEGA-L-0_</b>	page 79

##### PROTECTIVE COVERS

X-Large Umbrella Style	<b>CP902</b>	page 97
------------------------	--------------	---------

#### REPLACEMENT PARTS

Canopy (SWV)	<b>C809</b> [+ Fabric #]	page 118
Canopy (DWV)	<b>C809D</b> [+ Fabric #]	page 118

32" Bottom Pole (Standard)

45" Bottom Pole

Frame

**BP32-800\_**

**BP45-800\_**

**UM800\_**

### Notes:

Recommended minimum of 50-80 lb. base for this style.

**RECOMMENDED FOR COMMERCIAL USE.**

Instructional video available on this style at [treasuregarden.com](http://treasuregarden.com)

Shipping Information: **Standard Parcel/Courier Services**

### DESIGNER COVER COLLECTION (DC)


Treasure Garden's exclusive Designer Cover Collection lets your customers create unique and stylish umbrellas. See pages **102-103** for style descriptions and ordering information.

# 11' Auto Tilt Octagon Series



**Shown:**

Item No.: UM8129

Fabric: 4899 Hampton Stripe  Coravia

Base: BA509/BW30 (Both sold separately)

**Item No.:**

<b>UM8120</b>	Bronze
<b>UM8121</b>	Champagne
<b>UM8122</b>	Anthracite
<b>UM8129</b>	Black

**Specifications:**

<b>Size</b>	11'
<b>Ribs</b>	8
<b>Shape</b>	Octagon
<b>Height</b>	105.4"
<b>Pole Dia.</b>	1.5"
<b>Bottom Pole</b>	36"

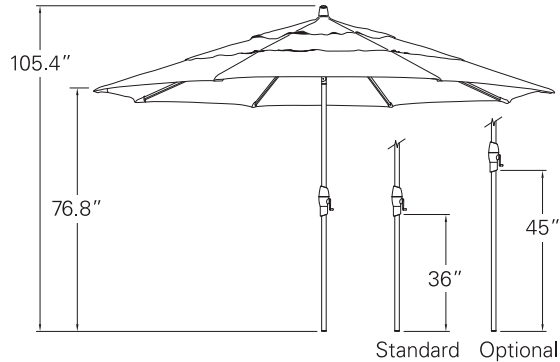
<b>Vents</b>	SWV DWV
<b>Lift</b>	Crank
<b>Tilt</b>	Infinite with Crank
<b>Weight</b>	SWV 20 lbs. DWV 21 lbs.
<b>Cube</b>	1.74







## 11' Auto Tilt Octagon



GRADE	SWV	DWV   DC
A+		
A		
C / COM+	<b>CONTACT DEALER FOR MORE INFORMATION</b>	
D	n/a	n/a

**NOTE:** +COM - Customer's Own Material. Please use COM Requirement Form on page 154  
 SWV - Single Wind Vent | DWV - Double Wind Vent | DC - Designer Cover Collection

### Base Options:

#### CAST ALUMINUM

- Art Deco Base (50 lbs.)
- Garden Base (50 lbs.)
- Pentagon Base w/wheels (80 lbs.)
- Commercial Base (150 lbs.)
- Monaco Base w/wheels & handle (100 lbs. - Round)
- Monaco Base w/wheels & handle (100 lbs. - Square)

#### CAST IRON

- Classic Base (50 lbs.)

#### STEEL

- Steel Base w/casters (120 lbs.)

#### ADD-ON WEIGHT

- 30 lbs.

<b>BA50_</b>	page 72
<b>BG50_</b>	page 72
<b>BK80_</b>	page 73
<b>BA150_</b>	page 70
<b>BKM100_</b>	page 71
<b>BKMSQ100_</b>	page 71
<b>BW50_</b>	page 73
<b>BSK120_</b>	page 70
<b>BW30</b>	page 75

### Options:

#### ACCESSORIES

##### UMBRELLA LIGHTS

- VEGA Large

**VEGA-L-0\_** page 79

##### PROTECTIVE COVERS

- X-Large Umbrella Style

**CP902** page 97

#### REPLACEMENT PARTS

- Canopy (SWV)
- Canopy (DWV)

**C811** [+ Fabric #] page 118  
**C811D** [+ Fabric #] page 118

- 36" Bottom Pole (Standard)
- 45" Bottom Pole
- Frame

**BP36-812\_**  
**BP45-810\_**  
**UM812\_**

### Features:

- 100% Kevlar Mesh Lift Cord for added strength and durability

### Notes:

Recommended minimum of 80 lb. base for this style.

**Instructional video available on this style at [treasuregarden.com](http://treasuregarden.com)**

Shipping Information: **Standard Parcel/Courier Services**

### DESIGNER COVER COLLECTION (DC)

Treasure Garden's exclusive Designer Cover Collection lets your customers create unique and stylish umbrellas. See pages **102-103** for style descriptions and ordering information.

# 9' Auto Tilt Octagon Series



67  
sq ft coverage



**Shown:**

Item No.: UM8103

Fabric: DC7 Style - 57002 Iris / 56093 Frequency Parchment

Base: BW503 (Sold separately)

**Item No.:**

<b>UM8100</b>	Bronze
<b>UM8101</b>	Champagne
<b>UM8102</b>	Anthracite
<b>UM8103</b>	White
<b>UM8109</b>	Black

**Specifications:**

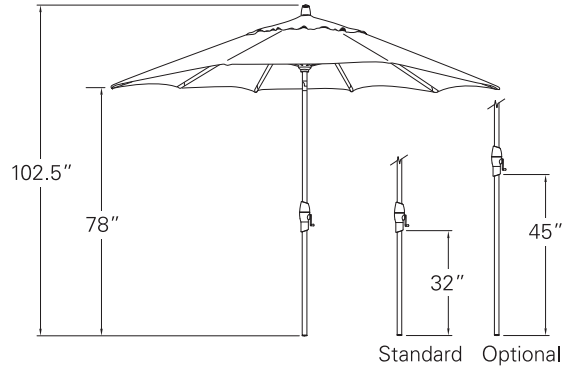
<b>Size</b>	9'
<b>Ribs</b>	8
<b>Shape</b>	Octagon
<b>Height</b>	102.5"
<b>Pole Dia.</b>	1.5"
<b>Bottom Pole</b>	32"

<b>Vents</b>	SWV DWV
<b>Lift</b>	Crank
<b>Tilt</b>	Infinite with Crank
<b>Weight</b>	SWV 18.8 lbs. DWV 19.8 lbs.
<b>Cube</b>	1.74





## 9' Auto Tilt Octagon



GRADE	SWV	DWV   DC
A+		
A		
C / COM+	<b>CONTACT DEALER FOR MORE INFORMATION</b>	
D		n/a

**NOTE:** +COM - Customer's Own Material. Please use COM Requirement Form on page 154  
 SWV - Single Wind Vent | DWV - Double Wind Vent | DC - Designer Cover Collection

### Base Options:

#### CAST ALUMINUM

- Art Deco Base (50 lbs.)
- Garden Base (50 lbs.)
- Pentagon Base w/wheels (80 lbs.)
- Commercial Base (150 lbs.)
- Monaco Base w/wheels & handle (100 lbs. - Round)
- Monaco Base w/wheels & handle (100 lbs. - Square)

#### CAST IRON

- Classic Base (50 lbs.)

#### STEEL

- Steel Base w/casters (120 lbs.)
- Steel Base (70 lbs.)

#### ADD-ON WEIGHT

- 30 lbs.

<b>BA50_</b>	page 72
<b>BG50_</b>	page 72
<b>BK80_</b>	page 73
<b>BA150_</b>	page 70
<b>BKM100_</b>	page 71
<b>BKMSQ100_</b>	page 71
<b>BW50_</b>	page 73
<b>BSK120_</b>	page 70
<b>BS709-2.0"</b>	page 74
<b>BW30</b>	page 75

### Options:

#### ACCESSORIES

##### UMBRELLA LIGHTS

Original VEGA	<b>VEGA-0_</b>	page 79
VEGA Large	<b>VEGA-L-0_</b>	page 79

##### PROTECTIVE COVERS

X-Large Umbrella Style	<b>CP902</b>	page 97
------------------------	--------------	---------

#### REPLACEMENT PARTS

Canopy (SWV)	<b>C809</b> [+ Fabric #]	page 118
Canopy (DWV)	<b>C809D</b> [+ Fabric #]	page 118

32" Bottom Pole (Standard)

45" Bottom Pole

Frame

**BP32-810\_**

**BP45-810\_**

**UM810\_**

### Features:

- 100% Kevlar Mesh Lift Cord for added strength and durability


### Notes:

Recommended minimum of 50-80 lb. base for this style.

**Instructional video available on this style at [treasuregarden.com](http://treasuregarden.com)**

Shipping Information: **Standard Parcel/Courier Services**

# 8'x10' Auto Tilt Rectangle Series



80  
sq ft coverage



**Shown:**

Item No.: UM8810RT09

Fabric: 58016 Volt Galaxy

Base: BKMSQ1009 (Sold separately)

**Item No.:**

**UM8810RT00** Bronze

**UM8810RT09** Black

**Specifications:**

**Size** 8'x10'

**Ribs** 8

**Shape** Rectangle

**Height** 109"

**Pole Dia.** 1.5"

**Bottom Pole** 36"

**Vents** SWV

**Lift** Crank

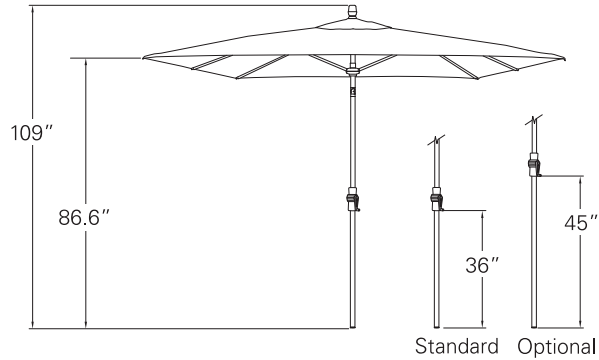
**Tilt** Infinite with Crank

**Weight** 22 lbs.

**Cube** 1.9



## 8'x10' Auto Tilt Rectangle



**Item No.:**  
**UM8810RT00**  
Bronze



**Item No.:**  
**UM8810RT09**  
Black

GRADE	SWV
A+	
A	
C / COM+	<b>CONTACT DEALER FOR MORE INFORMATION</b>
D	n/a

**NOTE:** +COM - Customer's Own Material. Please use COM Requirement Form on page 154  
SWV - Single Wind Vent

**STRIPED FABRICS NOT AVAILABLE ON THIS STYLE.**

### Base Options:

#### CAST ALUMINUM

- Commercial Base (150 lbs.)
- Monaco Base w/wheels & handle (100 lbs. - Round)
- Monaco Base w/wheels & handle (100 lbs. - Square)

#### STEEL

- Steel Base w/casters (120 lbs.)

#### ADD-ON WEIGHT

- 30 lbs.

<b>BA150_</b>	page 70
<b>BKM100_</b>	page 71
<b>BKMSQ100_</b>	page 71
<b>BSK120_</b>	page 70
<b>BW30</b>	page 75

### Options:

#### ACCESSORIES

##### UMBRELLA LIGHTS

- VEGA Large

**VEGA-L-0\_** page 79

##### PROTECTIVE COVERS

- Rectangle Market Style

**CP910** page 97

#### REPLACEMENT PARTS

- Canopy (SWV)

**C8810** [+ Fabric #] page 118

- 36" Bottom Pole (Standard)

**BP36-812\_**

- 45" Bottom Pole

**BP45-810\_**

- Frame

**UM8810RT0\_**

### Notes:

Recommended minimum of 100 lb. base for this style.

Shipping Information: **Standard Parcel/Courier Services**

# 8'x11' Crank Lift Rectangle Series



**Shown:**

Item No.: UM8811RT00  
 Fabric: 5438 Buttercup   
 Base: BKMSQ1000 (Sold separately)

**Item No.:**

**UM8811RT00** Bronze

**UM8811RT01** Champagne

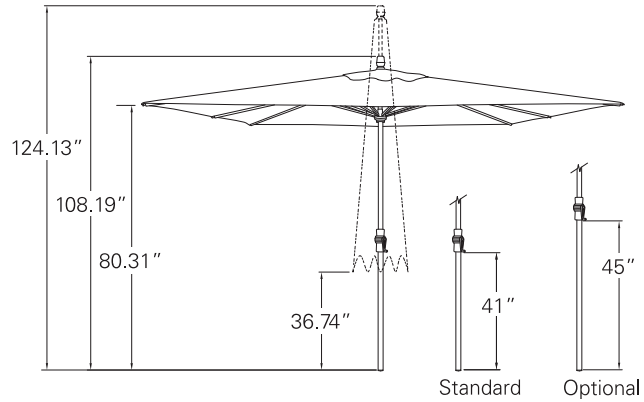
**UM8811RT09** Black

**Specifications:**

<b>Size</b>	8'x11'	<b>Vents</b>	SWV
<b>Ribs</b>	8	<b>Lift</b>	Crank
<b>Shape</b>	Rectangle	<b>Tilt</b>	n/a
<b>Height</b>	124.13" Closed 108.19" Opened	<b>Weight</b>	23 lbs.
<b>Pole Dia.</b>	1.5"	<b>Cube</b>	2.1
<b>Bottom Pole</b>	41"		



# 8'x11' Crank Lift Rectangle



**Item No.:**  
**UM8811RT00**  
Bronze



**UM8811RT01**  
Champagne



**UM8811RT09**  
Black

## GRADE

## SWV

GRADE	SWV
A+	
A	
C / COM+	
D	n/a

**CONTACT DEALER FOR MORE INFORMATION**

**NOTE:** +COM - Customer's Own Material. Please use COM Requirement Form on page 154  
SWV - Single Wind Vent

**STRIPED FABRICS NOT AVAILABLE ON THIS STYLE.**

## Base Options:

### CAST ALUMINUM

- Commercial Base (150 lbs.)
- Monaco Base w/wheels & handle (100 lbs. - Round)
- Monaco Base w/wheels & handle (100 lbs. - Square)

### STEEL

- Steel Base w/casters (120 lbs.)

### ADD-ON WEIGHT

- 30 lbs.

**BA150\_** page 70

**BKM100\_** page 71

**BKMSQ100\_** page 71

**BSK120\_** page 70

**BW30** page 75

## Options:

### ACCESSORIES

#### UMBRELLA LIGHTS

VEGA Large

**VEGA-L-0\_** page 79

#### PROTECTIVE COVERS

Rectangle Market Style

**CP910** page 97

### REPLACEMENT PARTS

Canopy (SWV)

**C8811** [+ Fabric #] page 118

41" Bottom Pole (Standard)

45" Bottom Pole

Frame

**BP41-8811RT0\_**

**BP45-810\_**

**UM8811RT0\_**

## Features:

- 100% Kevlar Mesh Lift Cord for added strength and durability

## Notes:

Recommended minimum of 100 lb. base for this style.

Shipping Information: **Standard Parcel/Courier Services**


# 9' Push Button Tilt Octagon Series



67  
sq ft coverage



**Shown:**

Item No.: UM9200  
Fabric: 4811 Kiwi   
Base: BW500 (Sold separately)

**Item No.:**

<b>UM9200</b>	Bronze
<b>UM9201</b>	Champagne
<b>UM9202</b>	Anthracite
<b>UM9203</b>	White
<b>UM9209</b>	Black

**Specifications:**

**Size** 9'  
**Ribs** 8  
**Shape** Octagon  
**Height** 102.4"  
**Pole Dia.** 1.38" Top Pole  
1.5" Bottom Pole  
**Bottom Pole** 32"

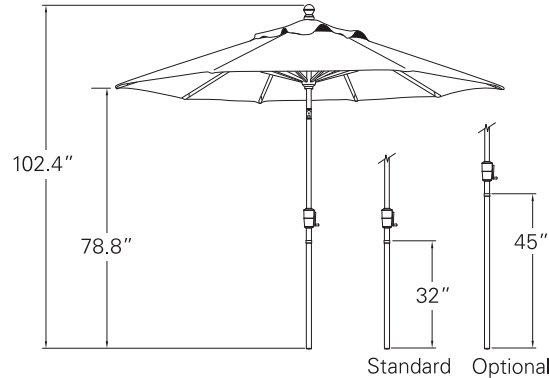
**Vents** SWV  
DWV  
**Lift** Crank  
**Tilt** Push Button  
**Weight** SWV 16 lbs.  
DWV 17 lbs.  
**Cube** 1.74

**TG Custom**  
Custom-Made Umbrellas





## 9' Push Button Tilt Octagon



GRADE	SWV	DWV   DC
A+		
A		
C / COM+	<b>CONTACT DEALER FOR MORE INFORMATION</b>	
D		n/a

**NOTE:** +COM - Customer's Own Material. Please use COM Requirement Form on page 154  
 SWV - Single Wind Vent | DWV - Double Wind Vent | DC - Designer Cover Collection

### Base Options:

#### CAST ALUMINUM

- Art Deco Base (50 lbs.)
- Garden Base (50 lbs.)
- Pentagon Base w/wheels (80 lbs.)
- Monaco Base w/wheels & handle (100 lbs. - Round)
- Monaco Base w/wheels & handle (100 lbs. - Square)

#### CAST IRON

- Classic Base (50 lbs.)

#### STEEL

- Steel Base w/casters (120 lbs.)
- Steel Base (70 lbs.)

#### ADD-ON WEIGHT

- 30 lbs.

<b>BA50_</b>	page 72
<b>BG50_</b>	page 72
<b>BK80_</b>	page 73
<b>BKM100_</b>	page 71
<b>BKMSQ100_</b>	page 71
<b>BW50_</b>	page 73
<b>BSK120_</b>	page 70
<b>BS709-2.0"</b>	page 74
<b>BW30</b>	page 75

### Options:

#### ACCESSORIES

##### UMBRELLA LIGHTS

Original VEGA	<b>VEGA-0_</b>	page 79
VEGA Large	<b>VEGA-L-0_</b>	page 79

##### PROTECTIVE COVERS

X-Large Umbrella Style	<b>CP902</b>	page 97
------------------------	--------------	---------

#### REPLACEMENT PARTS

Canopy (SWV)	<b>C809</b> [+ Fabric #]	page 118
Canopy (DWV)	<b>C809D</b> [+ Fabric #]	page 118

32" Bottom Pole (Standard)	<b>BP32-920_</b>
45" Bottom Pole	<b>BP45-920_</b>
Frame	<b>UM920_</b>

### DESIGNER COVER COLLECTION (DC)

Treasure Garden's exclusive Designer Cover Collection lets your customers create unique and stylish umbrellas. See pages **102-103** for style descriptions and ordering information.

### Notes:

Recommended minimum of 50-80 lb. base for this style.

**Instructional video available on this style at [treasuregarden.com](http://treasuregarden.com)**

Shipping Information: **Standard Parcel/Courier Services**


# 7.5' Push Button Tilt Octagon Series



46  
sq. ft. coverage



**Shown:**

Item No.: UM9073  
 Fabric: 4826 Sky   
 Base: BW503 (Sold separately)

**Item No.:**

<b>UM9070</b>	Bronze
<b>UM9071</b>	Champagne
<b>UM9073</b>	White
<b>UM9079</b>	Black

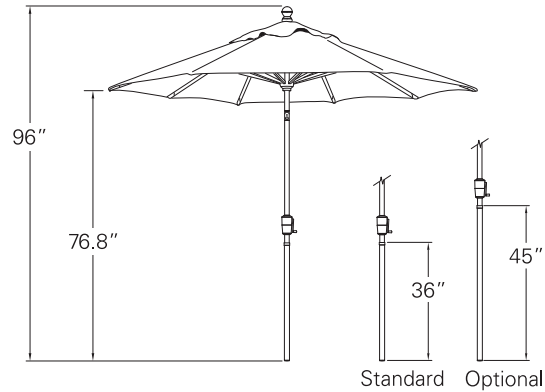
**Specifications:**

**Size** 7.5'  
**Ribs** 8  
**Shape** Octagon  
**Height** 100.8"  
**Pole Dia.** 1.38" Top Pole  
 1.5" Bottom Pole  
**Bottom Pole** 36"

**Vents** SWV  
**Lift** Crank  
**Tilt** Push Button  
**Weight** 15.4 lbs.  
**Cube** 1.45



## 7.5' Push Button Tilt Octagon



GRADE	SWV
A+	
A	
C / COM+	<b>CONTACT DEALER FOR MORE INFORMATION</b>
D	n/a

**NOTE:** +COM - Customer's Own Material. Please use COM Requirement Form on page 154  
SWV - Single Wind Vent

### Base Options:

#### CAST ALUMINUM

- Art Deco Base (50 lbs.)
- Garden Base (50 lbs.)
- Pentagon Base w/wheels (80 lbs.)

#### CAST IRON

- Classic Base (50 lbs.)

#### STEEL

- Steel Base (70 lbs.)

#### ADD-ON WEIGHT

- 30 lbs.

**BA50\_** page 72

**BG50\_** page 72

**BK80\_** page 73

**BW50\_** page 73

**BS709-2.0"** page 74

**BW30** page 75

### Options:

#### ACCESSORIES

##### UMBRELLA LIGHTS

- Original VEGA
- VEGA Large

**VEGA-0\_** page 79

**VEGA-L-0\_** page 79

##### PROTECTIVE COVERS

- Large Umbrella Style

**CP901** page 97

#### REPLACEMENT PARTS

- Canopy (SWV)

**C807** [+ Fabric #] page 118

- 36" Bottom Pole (Standard)

**BP36-907\_**

- 45" Bottom Pole

**BP45-920\_**

- Frame

**UM907\_**

### Notes:

Recommended minimum of 50 lb. base for this style.

Instructional video available on this style at [treasuregarden.com](http://treasuregarden.com)

Shipping Information: **Standard Parcel/Courier Services**

# 6' Push Button Tilt Octagon Series



29  
sq ft coverage



**Shown:**

Item No.: UM906CK9  
 Fabric: 4803 Red *CobraVia*  
 Base: BG509 (Sold separately)

**Item No.:**

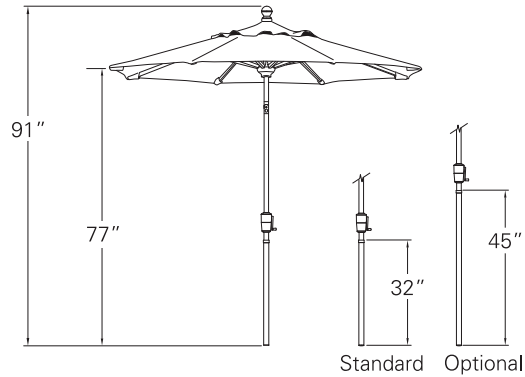
<b>UM906CK0</b>	Bronze
<b>UM906CK1</b>	Champagne
<b>UM906CK9</b>	Black

**Specifications:**

<b>Size</b>	6'	<b>Vents</b>	SWV
<b>Ribs</b>	8	<b>Lift</b>	Crank
<b>Shape</b>	Octagon	<b>Tilt</b>	Push Button
<b>Height</b>	95"	<b>Weight</b>	15 lbs.
<b>Pole Dia.</b>	1.38" Top Pole 1.5" Bottom Pole	<b>Cube</b>	1.45
<b>Bottom Pole</b>	32"		



## 6' Push Button Tilt Octagon



**Item No.:**  
**UM906CK0**  
Bronze



**UM906CK1**  
Champagne



**UM906CK9**  
Black

### GRADE

### SWV

A+	
A	
C / COM+	<b>CONTACT DEALER FOR MORE INFORMATION</b>
D	n/a

**NOTE:** +COM - Customer's Own Material. Please use COM Requirement Form on page 154  
SWV - Single Wind Vent

### Base Options:

#### CAST ALUMINUM

- Art Deco Base (50 lbs.)
- Garden Base (50 lbs.)
- Pentagon Base w/wheels (80 lbs.)

#### CAST IRON

- Classic Base (50 lbs.)

#### STEEL

- Steel Base (35 lbs.)
- Steel Base (70 lbs.)

#### ADD-ON WEIGHT

- 30 lbs.

**BA50\_** page 72

**BG50\_** page 72

**BK80\_** page 73

**BW50\_** page 73

**BS359** page 74

**BS709-2.0"** page 74

**BW30** page 75

### Options:

#### ACCESSORIES

##### UMBRELLA LIGHTS

- Original VEGA
- VEGA Large

**VEGA-0\_** page 79

**VEGA-L-0\_** page 79

##### PROTECTIVE COVERS

- Large Umbrella Style

**CP901** page 97

#### REPLACEMENT PARTS

- Canopy (SWV)

**C806** [+ Fabric #] page 118

- 32" Bottom Pole (Standard)

- 45" Bottom Pole

- Frame

**BP32-920\_**

**BP45-920\_**

**UM906CK\_**

### Notes:

Recommended minimum of 35 lb. base for this style.

Instructional video available on this style at [treasuregarden.com](http://treasuregarden.com)

Shipping Information: **Standard Parcel/Courier Services**

# Wood Market Collection

9' Quad Pulley Lift

**Shown:**

**Umbrella:**  
UM8091

5439 Navy 

**Base:**  
BA500





# 9' Quad Pulley Lift Octagon Series



1  
YEAR  
WARRANTY



67  
sq.ft. coverage



### Shown:

Item No.: UM8091

Fabric:  7825 Tango Truffle

Base: BG509 (Sold separately)



### Item No.:

**UM8091**     Hardwood

### Specifications:

**Size**            9'

**Ribs**             8

**Shape**           Octagon

**Height**          100.2"

**Pole Dia.**        1.5"

**Bottom Pole**   36"

**Vents**            SWV  
                        DWV

**Lift**                Quad Pulley  
**Tilt**                n/a

**Weight**          SWV 26.4 lbs.  
                        DWV 27.4 lbs.

**Cube**             1.6


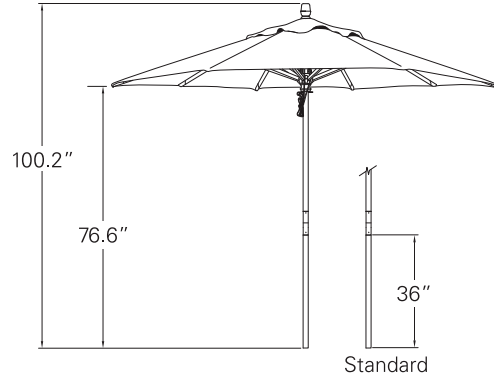
**TGCustom**  
Custom-Made Umbrellas







## 9' Quad Pulley Octagon



**Item No.:**  
**UM8091**  
Hardwood



Our Hardwood umbrella poles are crafted of FSC - certified from well-managed forests. Our wood products are distinguished by any of the following characteristics: Organic, Recycled, Reclaimed or Sustainable.

GRADE	SWV	DWV   DC
A+		
A		
C / COM+	<b>CONTACT DEALER FOR MORE INFORMATION</b>	
D		n/a

**NOTE:** +COM - Customer's Own Material. Please use COM Requirement Form on page 154  
SWV - Single Wind Vent | DWV - Double Wind Vent | DC - Designer Cover Collection

### Base Options:

#### CAST ALUMINUM

- Art Deco Base (50 lbs.) **BA50\_** page 72
- Garden Base (50 lbs.) **BG50\_** page 72
- Pentagon Base w/wheels (80 lbs.) **BK80\_** page 73
- Monaco Base w/wheels & handle (100 lbs. - Round) **BKM100\_** page 71
- Monaco Base w/wheels & handle (100 lbs. - Square) **BKMSQ100\_** page 71

#### CAST IRON

- Classic Base (50 lbs.) **BW50\_** page 73

#### STEEL

- Steel Base w/casters (120 lbs.) **BSK120\_** page 70
- Steel Base (70 lbs.) **BS709-2.0"** page 74

#### ADD-ON WEIGHT

- 30 lbs. **BW30** page 75

### Options:

#### ACCESSORIES

##### UMBRELLA LIGHTS

- Original VEGA **VEGA-0\_** page 79
- VEGA Large **VEGA-L-0\_** page 79

##### PROTECTIVE COVERS

- X-Large Umbrella Style **CP902** page 97

#### REPLACEMENT PARTS

- Canopy (SWV) **C809** [+ Fabric #] page 118
- Canopy (DWW) **C809D** [+ Fabric #] page 118

36" Bottom Pole (Standard)

Frame **BP36-8091**

Note: Wood finish may fluctuate. **UM8091**

### DESIGNER COVER COLLECTION (DC)

Treasure Garden's exclusive Designer Cover Collection lets your customers create unique and stylish umbrellas. See pages **102-103** for style descriptions and ordering information.

### Notes:

Recommended minimum of 50 - 80 lb. base for this style.

Shipping Information: **Standard Parcel/Courier Services**

## Commercial Collection

9' Commercial  
UCP409 Octagon Series

7.5' Commercial  
UCP407 Octagon Series

7' Commercial  
UCP407SQ Square Series

*Pop-up Lift feature*

### Shown:

Umbrellas:  
UCP407SQ-09

4838 Lemon 





# 9' Commercial Octagon Series



67  
sq.ft. coverage



**Shown:**

Item No.: UCP409-SS

Fabric: DC3 Style - 5401 Pacific Blue / 5404 Natural

Base: BA1509 (Sold separately)

**Item No.:**

<b>UCP409-SS</b>	Silver Shadow, Anodized
<b>UCP409-00</b>	Bronze
<b>UCP409-09</b>	Black

**Specifications:**

**Size** 9'

**Ribs** 8

**Shape** Octagon

**Height** 95.89"

**Pole Dia.** 1.53" Smooth

**Pole Wall** .06" Thick

**Vents** SWV/DWV

**Lift** Pop-up / SS pin

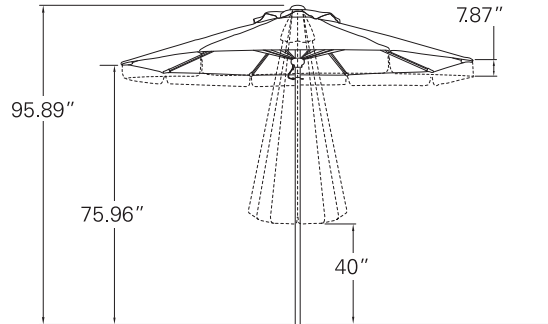
**Tilt** n/a

**Weight** 18 lbs.

**Cube** 2.37



# 9' Commercial Octagon



**Item No.:**  
**UCP409-SS**  
Silver Shadow, Anodized



**UCP409-00**  
Bronze



**UCP409-09**  
Black



GRADE	SWV	SWV w/V	DWV   DC	DWV w/V
A+ /				
A /	CONTACT DEALER FOR MORE INFORMATION			
C				

SWV - Single Wind Vent | DWV - Double Wind Vent | DC - Designer Cover | (V) Valance - Optional

- *Sunbrella/O'bravia Awning Grade* fabrics selections and information (See page 148)  
- *Sunbrella Furniture Grade* fabric selections (See pages 110-112)

## Base Options:

### CAST ALUMINUM

- Pentagon Base w/wheels (80 lbs.)
- Commercial Base (150 lbs.)
- Monaco Base w/wheels & handle (100 lbs. - Round)
- Monaco Base w/wheels & handle (100 lbs. - Square)

**BK80\_** page 73  
**BA150\_** page 70

**BKM100\_** page 71

**BKMSQ100\_** page 71

### STEEL

- Steel Base w/casters (120 lbs.)
- Steel Base (70 lbs.)

**BSK120\_** page 70  
**BS709-2.0"** page 74

## Options:

### VALANCE

Add "V" to the Item No. - Example: **UCP409-SSV**

### ACCESSORIES

#### UMBRELLA LIGHTS

Original VEGA **VEGA-0\_** page 79  
VEGA Large **VEGA-L-0\_** page 79

#### PROTECTIVE COVERS

X-Large Umbrella Style **CP902** page 97

### REPLACEMENT PARTS

Canopy (SWV) **C809** [+ Fabric #] page 119  
Canopy (SWV w/Valance) **C809V** [+ Fabric #] page 119  
Canopy (DWV) **C809D** [+ Fabric #] page 119  
Canopy (DWV w/Valance) **C809DV** [+ Fabric #] page 119

Frame **UCP409-\_\_**

## DESIGNER COVER COLLECTION (DC)

Treasure Garden's exclusive Designer Cover Collection lets your customers create unique and stylish umbrellas. See pages 102-103 for style descriptions and ordering information.

## Notes:

Recommended minimum of 70 lb. base for this style.

Shipping Information: **Standard Parcel/Courier Services**


# 7.5' Commercial Octagon Series



46  
sq.ft. coverage



**Shown:**

Item No.: UCP407-SS  
 Fabric: 4889 Barcelona Stripe   
 Base: BK809 (Sold separately)

**Item No.:**

<b>UCP407-SS</b>	Silver Shadow, Anodized
<b>UCP407-00</b>	Bronze
<b>UCP407-09</b>	Black

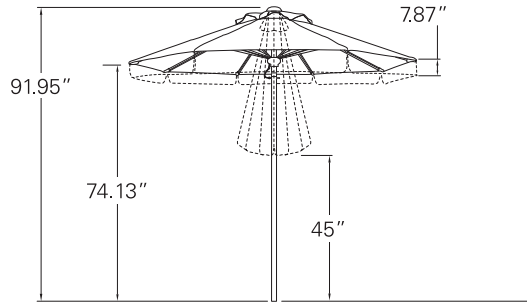
**Specifications:**

**Size** 7.5'  
**Ribs** 8  
**Shape** Octagon  
**Height** 91.95"  
**Pole Dia.** 1.53" Smooth  
**Pole Wall** .06" Thick

**Vents** SWV  
**Lift** Pop-up / SS pin  
**Tilt** n/a  
**Weight** 17 lbs.  
**Cube** 2.27



## 7.5' Commercial Octagon



**Item No.:**  
**UCP407-SS**  
Silver Shadow, Anodized



**UCP407-00**  
Bronze



**UCP407-09**  
Black



GRADE	SWV	SWV w/Valance
A+ /		
A /		
C		

**CONTACT DEALER FOR MORE INFORMATION**

SWV - Single Wind Vent | Valance - Optional

– Sunbrella/O'bravia Awning Grade fabrics selections and information (See page 148)  
– Sunbrella Furniture Grade fabric selections (See pages 110-112)

### Base Options:

#### CAST ALUMINUM

- Pentagon Base w/wheels (80 lbs.)
- Commercial Base (150 lbs.)
- Monaco Base w/wheels & handle (100 lbs. - Round)
- Monaco Base w/wheels & handle (100 lbs. - Square)

#### STEEL

- Steel Base w/casters (120 lbs.)
- Steel Base (70 lbs.)

**BK80\_** page 73  
**BA150\_** page 70

**BKM100\_** page 71

**BKMSQ100\_** page 71

**BSK120\_** page 70  
**BS709-2.0"** page 74

### Options:

#### VALANCE

Add "V" to the Item No. - Example: **UCP407-09V**

#### ACCESSORIES

##### UMBRELLA LIGHTS

Original VEGA **VEGA-0\_** page 79  
VEGA Large **VEGA-L-0\_** page 79

##### PROTECTIVE COVERS

X-Large Umbrella Style **CP902** page 97

#### REPLACEMENT PARTS

Canopy (SWV) **C807** [+ Fabric #] page 119  
Canopy (SWV w/Valance) **C807V** [+ Fabric #] page 119

Frame **UCP407-\_\_**

### Notes:

Recommended minimum of 70 lb. base for this style.

Shipping Information: **Standard Parcel/Courier Services**

# 7' Commercial

## Square Series



### Shown:

Item No.: UCP407SQ-09

Fabric: 4816 Aqua 

Base: BKMSQ1009 (Sold separately)

### Item No.:

<b>UCP407SQ-SS</b>	Silver Shadow, Anodized
<b>UCP407SQ-00</b>	Bronze
<b>UCP407SQ-09</b>	Black

### Specifications:

**Size** 7'

**Ribs** 4

**Shape** Square

**Height** 95.89"

**Pole Dia.** 1.53" Smooth

**Pole Wall** .06" Thick

**Vents** SWV

**Lift** Pop-up / SS pin

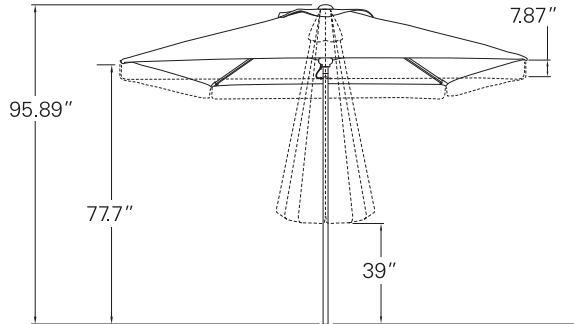
**Tilt** n/a

**Weight** 15 lbs.

**Cube** 2.37



# 7' Commercial Square



**Item No.:**  
**UCP407SQ-SS**  
Silver Shadow, Anodized

**UCP407SQ-00**  
Bronze

**UCP407SQ-09**  
Black

GRADE	SWV	SWV w/Valance
-------	-----	---------------

A+ /		
------	--	--

A /		
-----	--	--

C		
---	--	--

**CONTACT DEALER FOR MORE INFORMATION**

SWV - Single Wind Vent | Valance - Optional

- Sunbrella/O'bravia Awning Grade fabrics selections and information (See page 148)  
- Sunbrella Furniture Grade fabric selections (See pages 110-112)

## Base Options:

### CAST ALUMINUM

- Pentagon Base w/wheels (80 lbs.)
- Commercial Base (150 lbs.)
- Monaco Base w/wheels & handle (100 lbs. - Round)
- Monaco Base w/wheels & handle (100 lbs. - Square)

### STEEL

- Steel Base w/casters (120 lbs.)
- Steel Base (70 lbs.)

**BK80\_** page 73  
**BA150\_** page 70

**BKM100\_** page 71

**BKMSQ100\_** page 71

**BSK120\_** page 70  
**BS709-2.0"** page 74

## Options:

### VALANCE

Add "V" to the Item No. - Example: **UCP407SQ-00V**

### ACCESSORIES

#### UMBRELLA LIGHTS

Original VEGA **VEGA-0\_** page 79  
VEGA Large **VEGA-L-0\_** page 79

#### PROTECTIVE COVERS

X-Large Umbrella Style **CP902** page 97

### REPLACEMENT PARTS

Canopy (SWV) **C407SQ** [+ Fabric #] page 119  
Canopy (SWV w/Valance) **C407SQV** [+ Fabric #] page 119

Frame **UCP407SQ-\_\_**

## Notes:

Recommended minimum of 70 lb. base for this style.

Shipping Information: **Standard Parcel/Courier Services**

## **Base Collection**

**Commercial**  
BA150 Series

**Steel Base w/casters**  
BSK120 Series

**Monaco (Round)  
w/wheels & handle**  
BKM100 Series

**Monaco (Square)  
w/wheels & handle**  
BKMSQ100 Series

**Art Deco**  
BA50 Series

**Garden**  
BG50 Series

**Classic**  
BW50 Series

**Pentagon w/wheels**  
BK80 Series

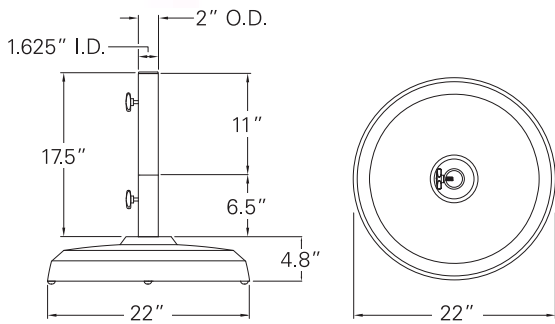
**Steel Bases**  
BS359/BS709-2.0" Series



# Commercial BA150 Series

RESIDENTIAL

COMMERCIAL



# Cast Aluminum 150 lbs.

Item No.:

BA1500 Bronze



BA1509 Black



### Specifications:

**Diameter** 22"  
**Weight** 150 lbs.  
**Cube** 2.8  
**Pallet** 12

### Options:

Aluminum Stem for 2" poles **BT2-0\_**

### Features:

- Cast Aluminum Shell with Cast Iron Core
- Dual-Purpose Stem

**CONTACT DEALER FOR MORE INFORMATION**



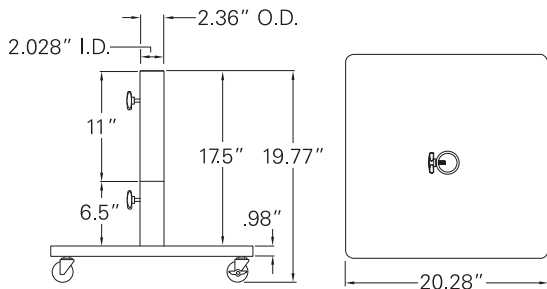
Shipping Information:



# Steel Base w/casters BSK120 Series

RESIDENTIAL

COMMERCIAL



# Steel 120 lbs.

Item No.:

BSK1200 Bronze



BSK1209 Black



**Locking Casters**  
*Easy to roll and lock your shade where needed.*

### Specifications:

**Size** 20.28"  
**Weight** 120 lbs.  
**Cube** 1.4  
**Pallet** 16

### Features:

- Dual-Purpose Stem
- Includes Reducer to accommodate 1.5" pole diameter.
- (2) Nylon Locking Casters
- (2) Nylon Standard Casters

**CONTACT DEALER FOR MORE INFORMATION**



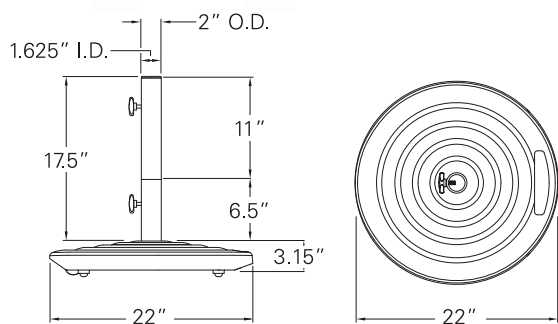
Shipping Information:



## Monaco w/wheels & handle BKM100 Round Series




RESIDENTIAL

COMMERCIAL



## Cast Aluminum 100 lbs.

Item No.:

BKM1000	Bronze	
BKM1005T	Platinum	
BKM1009	Black	



**Easy to move your shade -**  
Base rolls easily on 2 wheels.

### Specifications:

Diameter	22"
Weight	100 lbs.
Cube	2
Pallet	24

**CONTACT DEALER  
FOR MORE  
INFORMATION**



### Options:

Add-on Weight (30 lbs.) **BW30**  
Aluminum Stem for 2" poles **BT2-0\_**

### Features:

- Cast Aluminum Shell with Cast Iron Core
- Dual-Purpose Stem

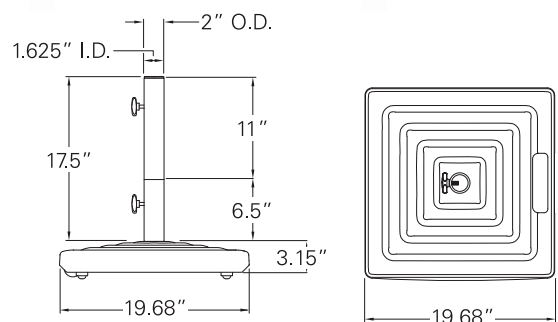
Shipping Information:



## Monaco w/wheels & handle BKMSQ100 Square Series




RESIDENTIAL

COMMERCIAL



## Cast Aluminum 100 lbs.

Item No.:

BKMSQ1000	Bronze	
BKMSQ1005T	Platinum	
BKMSQ1009	Black	



**Easy to move your shade -**  
Base rolls easily on 2 wheels.

### Specifications:

Size	19.68"
Weight	100 lbs.
Cube	1.75
Pallet	24

**CONTACT DEALER  
FOR MORE  
INFORMATION**



### Options:

Add-on Weight (30 lbs.) **BW30**  
Aluminum Stem for 2" poles **BT2-0\_**

### Features:

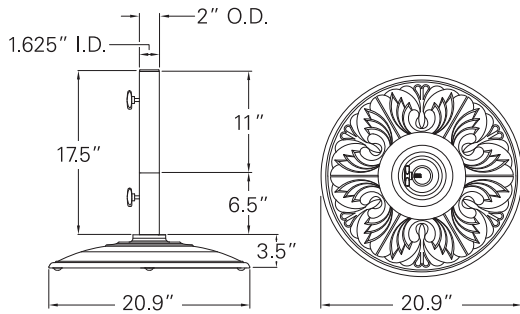
- Cast Aluminum Shell with Cast Iron Core
- Dual-Purpose Stem

Shipping Information:








## Art Deco BA50 Series

RESIDENTIAL



## Cast Aluminum 50 lbs.

### Item No.:

BA500	Bronze	
BA501	Champagne	
BA502	Anthracite	
BA503	White	
BA509	Black	

### Specifications:

Diameter	20.9"
Weight	50 lbs.
Cube	1.5
Pallet	40

### Options:

Add-on Weight (30 lbs.) **BW30**  
Aluminum Stem for 2" poles **BT2-0\_**

### Features:

- Cast Aluminum Shell with Cast Iron Core
- Dual-Purpose Stem

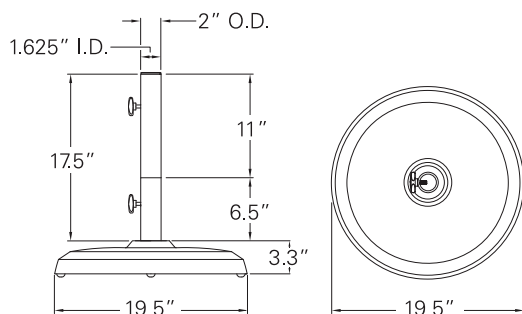
**CONTACT DEALER  
FOR MORE  
INFORMATION**



Instructional video available on this style at [treasuregarden.com](http://treasuregarden.com)






## Garden BG50 Series

RESIDENTIAL



## Cast Aluminum 50 lbs.

### Item No.:

BG500	Bronze	
BG501	Champagne	
BG502	Anthracite	
BG503	White	
BG509	Black	

### Specifications:

Diameter	19.5"
Weight	50 lbs.
Cube	1.4
Pallet	40

### Options:

Add-on Weight (30 lbs.) **BW30**  
Aluminum Stem for 2" poles **BT2-0\_**

### Features:

- Cast Aluminum Shell with Cast Iron Core
- Dual-Purpose Stem

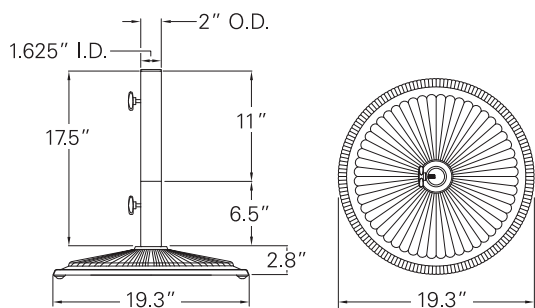
**CONTACT DEALER  
FOR MORE  
INFORMATION**



Instructional video available on this style at [treasuregarden.com](http://treasuregarden.com)






# Classic BW50 Series

RESIDENTIAL



# Cast Iron 50 lbs.

## Item No.:

BW500	Bronze	
BW501	Champagne	
BW502	Anthracite	
BW503	White	
BW509	Black	

## Specifications:

Diameter	19.3"
Weight	50 lbs.
Cube	1.4
Pallet	40

## Options:

Add-on Weight (30 lbs.) **BW30**  
Aluminum Stem for 2" poles **BT218-0\_**

## Features:

- Cast Iron
- Dual-Purpose Stem

**CONTACT DEALER  
FOR MORE  
INFORMATION**

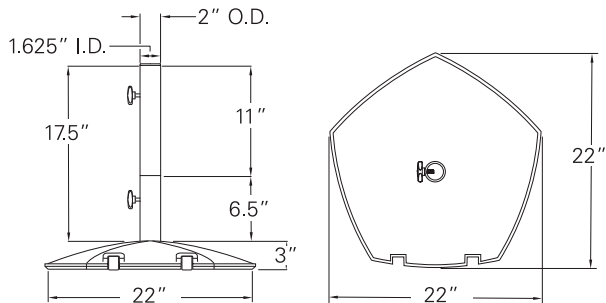


Instructional video available on this style at [treasuregarden.com](http://treasuregarden.com)

# Pentagon w/wheels BK80 Series



RESIDENTIAL


COMMERCIAL



# Cast Aluminum 80 lbs.

## Item No.:

BK800	Bronze	
BK809	Black	



## Built-in Wheels

Roll your shade where needed.

## Specifications:

Size	22"
Weight	80 lbs.
Cube	2
Pallet	24

## Options:

Add-on Weight (30 lbs.) **BW30**  
Aluminum Stem for 2" poles **BT2-0\_**

## Features:

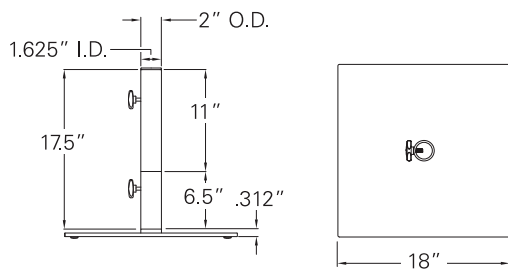
- Cast Aluminum Shell with Cast Iron Core
- Dual-Purpose Stem
- Built-in Wheels

**CONTACT DEALER  
FOR MORE  
INFORMATION**



# Steel BS359 Base

RESIDENTIAL



# Steel 35 lbs.

Item No.:

BS359 Black



### Specifications:

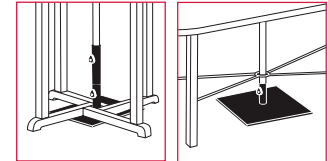
Size 18"  
 Weight 35 lbs.  
 Cube 1  
 Pallet 60

### Features:

- Dual-Purpose Stem

**Note:** NOT recommended for free-standing umbrella applications.

CONTACT DEALER FOR MORE INFORMATION

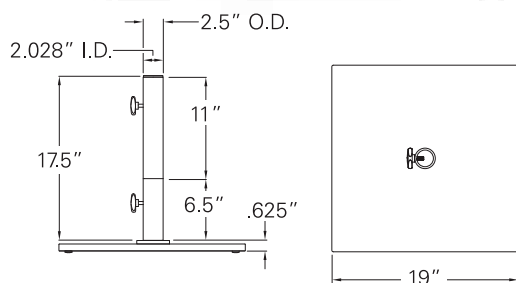


Under-the-table applications

# NEW Steel BS709-2.0" Base

RESIDENTIAL

COMMERCIAL



# Steel 70 lbs.

Item No.:

BS709-2.0" Black



### Specifications:

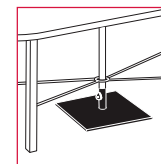
Size 19"  
 Weight 70 lbs.  
 Cube 1.25  
 Pallet 32

### Features:

- Dual-Purpose Stem

**Note:** NOT recommended for free-standing umbrella applications.

CONTACT DEALER FOR MORE INFORMATION



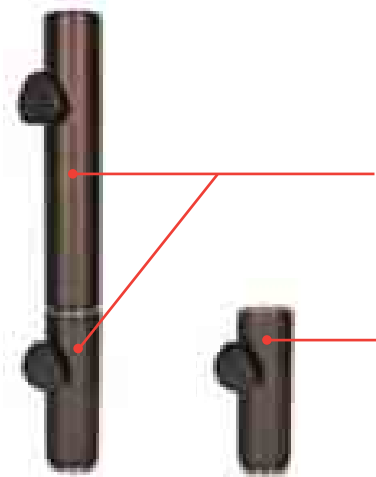
Under-the-table applications



# Exclusive Patented Base Features

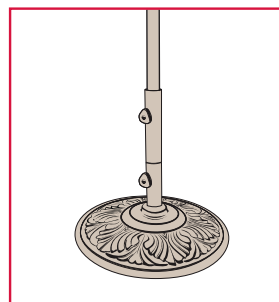
Treasure Garden® offers a variety of base styles made of quality materials and colors that complement your decorative outdoor umbrellas. Our bases will provide stability and style to your outdoor environment. Standard on all Treasure Garden® umbrella bases is our *patented* 2 piece Dual-Purpose Stem. The base stem fits umbrella poles up-to 1.5", ideal for free-standing or positioned under-the-table. Recommended for our free-standing application is the BW30, a 30 lb. add-on weight that accommodates our 50 lb., 80 lb. or 100 lb. bases.

## Dual-Purpose Stem

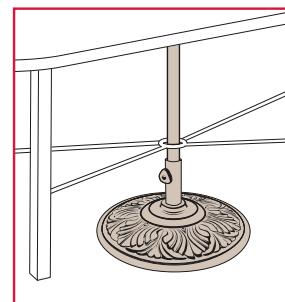


**Full Stem**  
For free-standing shade applications

**Reduced Stem**  
For under-the-table applications



Free-standing applications



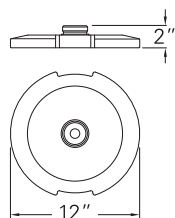
Under-the-table applications

Instructional video available on this style at [treasuregarden.com](http://treasuregarden.com)

### Options for base styles shown on pages 70-73

## Add-On Weight

The patented BW30 is an optional cast iron 30 lb. weight that can be *added* onto our 50 lb., 80 lb. or 100 lb. bases.



## Cast Iron 30 lbs.

### Item No.:

**BW30** Add-On Weight

### Specifications:

**Diameter** 12"  
**Weight** 30 lbs.  
**Cube** 0.52  
**Pallet** 99

### Note:

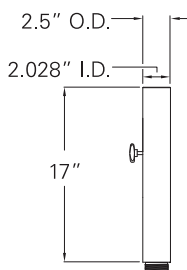
Recommended for use with free-standing umbrella applications.

Instructional video available on this style at [treasuregarden.com](http://treasuregarden.com)

**CONTACT DEALER FOR MORE INFORMATION**

## Aluminum Stem for 2" Poles

The optional Aluminum Stem accommodates larger pole diameter market umbrellas. *Not designed for steel bases.*



### Specifications:

**Height** 17"  
**Weight** 3 lbs.  
**Cube** 0.2

**CONTACT DEALER FOR MORE INFORMATION**



## Aluminum Stem

For Cast Aluminum bases.

### Item No.:

**BT2-00** Bronze  
**BT2-01** Champagne  
**BT2-02** Anthracite  
**BT2-03** White  
**BT2-5T** Platinum  
**BT2-09** Black

## Aluminum Stem

For BW50 series only.

### Item No.:

**BT2180** Bronze  
**BT2181** Champagne  
**BT2182** Anthracite  
**BT2183** White  
**BT2189** Black

# Umbrella Lights

**Vega**

Umbrella Light

**Vega**

Umbrella Light

## Shown:

### Umbrella:

AKZ-5TDV DC9 style

57002 Iris 

56093 Frequency Parchment 

### Base:

BASE-AKZ-09



### Rug:

RG-365-838-80 (5'3" x 7'4")

Maui - Silver

### Umbrella Light:

VEGA-L-09



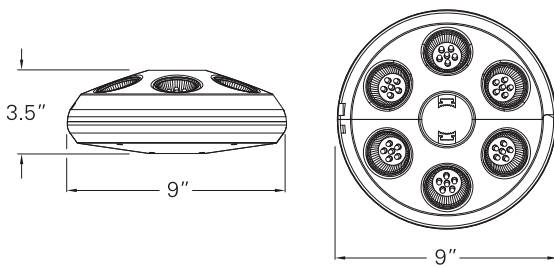




# Vega<sup>L</sup> Umbrella Light



The Vega-L "Large" umbrella light uses the same design as the award-winning Vega original; yet this larger model includes 50% more LED lights, with all the same patented features. Clamp adjusts to fit up to 2" patio umbrella poles. (Includes a rechargeable battery pack with AC charger).



**Item No.:**

<b>VEGA-L-00</b>	Bronze
<b>VEGA-L-09</b>	Black

**Specifications:**


<b>Diameter</b>	9"
<b>Weight</b>	3.5 lbs.
<b>Cube</b>	0.3
<b>Case Pack</b>	6
<b>Case Weight</b>	16 lbs.
<b>Case Cube</b>	1.85

**Features:**

- 36 LED Lights
- Self-Adjusting Clamp-on
- 6 hour charge time
- 4 to 6 hours of usage
- 110V AC Charger



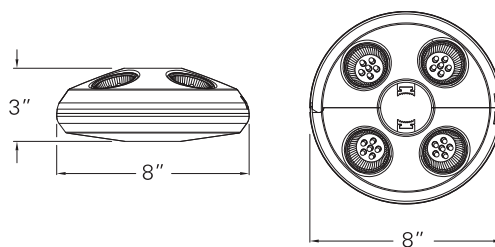
**CONTACT DEALER FOR MORE INFORMATION**



# Vega Umbrella Light



The Vega is the original cordless rechargeable umbrella light that features a self-adjusting clamp to fit patio umbrella poles up to 2". 24 long lasting LED lights that will last over 30,000 hours (includes a rechargeable battery pack with AC charger).



**Item No.:**

<b>VEGA-00</b>	Bronze
<b>VEGA-09</b>	Black

**Specifications:**

<b>Diameter</b>	8"
<b>Weight</b>	3 lbs.
<b>Cube</b>	0.21
<b>Case Pack</b>	6
<b>Case Weight</b>	13.4 lbs.
<b>Case Cube</b>	1.3

**Features:**

- 24 LED Lights
- Self-Adjusting Clamp-on
- 6 hour charge time
- 6 to 7 hours of usage
- 110V AC Charger



**CONTACT DEALER FOR MORE INFORMATION**



Instructional video available on this style at [treasuregarden.com](http://treasuregarden.com)

## Outdoor Rug Collection

**NEW** Maui - Gold

**NEW** Maui - Silver

**NEW** Birmingham - Almond

Charleston - Spa

Charleston - Honey

**NEW** Charleston - Henna

Champagne - Neptune

Garden Cottage - Blueberry

Tweed - Ebony & Charcoal

Florence - Mocha

**NEW** Florence - Chestnut

Lattice - Teak & Black

Impressions - Autumn

Impressions - Spring

Linen - Caramel Macchiato

Lodge - Redwood

### Shown:

Umbrella:

UM8000

5408 Black 

**NEW** Rug:  
RS-816-890-35 (5'3" x 7'4")  
Florence - Chestnut







 **TREASURE GARDEN**  
*Outdoor Rug Collection*







## The GOLD Collection

The look and feel of natural Sisal is now available outdoors with our **GOLD** Collection.

*Constructed with 100% Polypropylene multi-ply cabled heat-set yarns, offers an incredible and luxurious texture with excellent durability.*



## The SILVER Collection

Our exclusive and popular **SILVER** Collection is constructed of 100% Polypropylene yarns, in all-weather construction, that are stain & soil resistant with UV stabilizers to provide an excellent value.



- Total of 16 styles
- New Gold Collection in 3 styles
- 2 Best Selling sizes available: (7'10" x 10') or (5'3" x 7'4")
- Made in Belgium
- Easy to clean with mild soap
- 1-year Fade Warranty

## Rug Tower Display

The innovative and best way to merchandise and sell rugs!



### Features:

- Displays up to (6) Treasure Garden Rugs
- (5) Polyurethane Wheels with (1) Locking Wheel
- Black - Powder Coated Steel

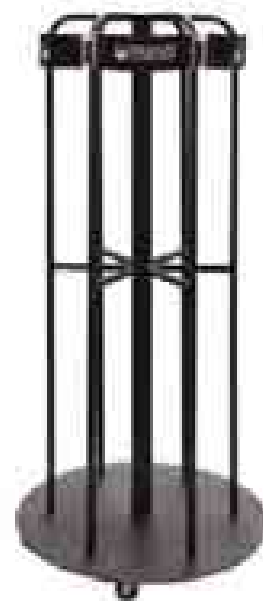
### Item No.:

RTD-09

### Specifications:

<b>Size</b>	25" W x 25" D x 53" H
<b>Color</b>	Black
<b>Weight</b>	59
<b>Cube</b>	19.17

**CONTACT DEALER  
FOR MORE  
INFORMATION**





## Maui - Gold



Item No.	Size
RG-365-273-80	7'10" x 10'
RG-365-273-35	5'3" x 7'4"

CONTACT DEALER  
FOR MORE  
INFORMATION

### Specifications:

Size	Weight	Cube
7'10" x 10'	24 lbs.	2
5'3" x 7'4"	12 lbs.	.93



## Maui - Silver




Item No.	Size
RG-365-838-80	7'10" x 10'
RG-365-838-35	5'3" x 7'4"

CONTACT DEALER  
FOR MORE  
INFORMATION

### Specifications:

Size	Weight	Cube
7'10" x 10'	24 lbs.	2
5'3" x 7'4"	12 lbs.	.93



## Birmingham - Almond



Item No.	Size
RG-013-075-80	7'10" x 10'
RG-013-075-35	5'3" x 7'4"

CONTACT DEALER  
FOR MORE  
INFORMATION

### Specifications:

Size	Weight	Cube
7'10" x 10'	24 lbs.	2
5'3" x 7'4"	12 lbs.	.93



## Charleston - Spa



Item No.	Size
RS-177-154-80	7'10" x 10'
RS-177-154-35	5'3" x 7'4"

CONTACT DEALER  
FOR MORE  
INFORMATION

### Specifications:

Size	Weight	Cube
7'10" x 10'	21 lbs.	2
5'3" x 7'4"	9 lbs.	.93



## Charleston - Honey




Item No.	Size
RS-177-675-80	7'10" x 10'
RS-177-675-35	5'3" x 7'4"

CONTACT DEALER  
FOR MORE  
INFORMATION

### Specifications:

Size	Weight	Cube
7'10" x 10'	21 lbs.	2
5'3" x 7'4"	9 lbs.	.93



## Charleston - Henna




Item No.	Size
RS-177-612-80	7'10" x 10'
RS-177-612-35	5'3" x 7'4"

CONTACT DEALER  
FOR MORE  
INFORMATION

### Specifications:

Size	Weight	Cube
7'10" x 10'	21 lbs.	2
5'3" x 7'4"	9 lbs.	.93



## Champagne - Neptune




Item No.	Size
RS-176-536-80	7'10" x 10'
RS-176-536-35	5'3" x 7'4"

CONTACT DEALER  
FOR MORE  
INFORMATION

### Specifications:

Size	Weight	Cube
7'10" x 10'	21 lbs.	2
5'3" x 7'4"	9 lbs.	.93



## Garden Cottage - Blueberry



Item No.	Size
RS-175-563-80	7'10" x 10'
RS-175-563-35	5'3" x 7'4"

CONTACT DEALER  
FOR MORE  
INFORMATION

### Specifications:

Size	Weight	Cube
7'10" x 10'	21 lbs.	2
5'3" x 7'4"	9 lbs.	.93



## Tweed - Ebony & Charcoal



Item No.	Size
RS-901-395-80	7'10" x 10'
RS-901-395-35	5'3" x 7'4"

CONTACT DEALER  
FOR MORE  
INFORMATION

### Specifications:

Size	Weight	Cube
7'10" x 10'	21 lbs.	2
5'3" x 7'4"	9 lbs.	.93



## Florence - Mocha



Item No.	Size
RS-316-687-80	7'10" x 10'
RS-316-687-35	5'3" x 7'4"

CONTACT DEALER  
FOR MORE  
INFORMATION

### Specifications:

Size	Weight	Cube
7'10" x 10'	21 lbs.	2
5'3" x 7'4"	9 lbs.	.93



## Florence - Chestnut




Item No.	Size
RS-816-890-80	7'10" x 10'
RS-816-890-35	5'3" x 7'4"


CONTACT DEALER  
FOR MORE  
INFORMATION

### Specifications:

Size	Weight	Cube
7'10" x 10'	21 lbs.	2
5'3" x 7'4"	9 lbs.	.93



## Lattice - Teak & Black




Item No.	Size
RS-587-070-80	7'10" x 10'
RS-587-070-35	5'3" x 7'4"

CONTACT DEALER  
FOR MORE  
INFORMATION

### Specifications:

Size	Weight	Cube
7'10" x 10'	21 lbs.	2
5'3" x 7'4"	9 lbs.	.93



## Impressions - Autumn



**Item No.**      **Size**


**RS-181-100-80**      7'10" x 10'

**RS-181-100-35**      5'3" x 7'4"

**CONTACT DEALER  
FOR MORE  
INFORMATION**

**Specifications:**

Size	Weight	Cube
7'10" x 10'	21 lbs.	2
5'3" x 7'4"	9 lbs.	.93



## Impressions - Spring



**Item No.**      **Size**


**RS-181-254-80**      7'10" x 10'

**RS-181-254-35**      5'3" x 7'4"

**CONTACT DEALER  
FOR MORE  
INFORMATION**

**Specifications:**

Size	Weight	Cube
7'10" x 10'	21 lbs.	2
5'3" x 7'4"	9 lbs.	.93



## Linen - Caramel Macchiato



**Item No.**      **Size**

**RS-556-060-80**      7'10" x 10'

**RS-556-060-35**      5'3" x 7'4"


**CONTACT DEALER  
FOR MORE  
INFORMATION**

**Specifications:**

Size	Weight	Cube
7'10" x 10'	21 lbs.	2
5'3" x 7'4"	9 lbs.	.93



# Lodge - Redwood




Item No.	Size
RS-182-116-80	7'10" x 10'
RS-182-116-35	5'3" x 7'4"

**CONTACT DEALER  
FOR MORE  
INFORMATION**

### Specifications:

Size	Weight	Cube
7'10" x 10'	21 lbs.	2
5'3" x 7'4"	9 lbs.	.93



**Shown:**  
**Umbrella:**  
 UM8000  
 6409 - Terra Cotta   
**Rug:**  
 RS-182-116-35 (5'3" x 7'4")  
 Lodge - Redwood

## Protective Furniture Cover Collection

NEW

- Fire Pit styles
- Modular styles
- Round Table & Chairs
- Oval/Rectangle/Square Table & Chairs
- Chair/Chaise/Sofa Loveseat
- Deep Seating
- Outdoor Accessories









# Protective Furniture Covers



*Protect your investment all year round.*

The Treasure Garden Protective Furniture Covers are made with **RhinoWeave®**, a Treasure Garden exclusive. Designed to be durable, breathable, and water resistant and will not crack or peel like vinyl. All covers come with a one year warranty.



**Furniture Covers features:**

- Spring cinch lock to secure protective cover into place for a snug fit.
- Convenient storage pouch sewn onto most covers.
- Machine washable

*Our Treasure Garden (take-one) consumer brochure will help your customers select the right style(s) to help protect their investment – ALL YEAR ROUND.*



# How to measure for your protective furniture cover

**Key:** W - Width / D - Depth / H - Height | **Dia.** - Diameter



## Hole vs No Hole

Use covers with "Hole" when umbrella is used with a table. If table does not accommodate an umbrella a "No Hole" style is recommended.

The velcro closure allows for the protective cover to be easily placed on and taken off without removing umbrella from table.

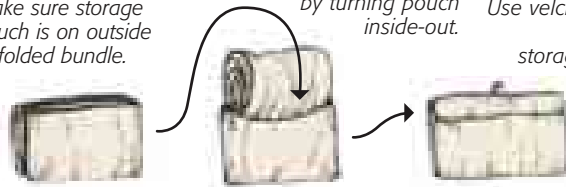


## How to use Storage Pouch

Fold up protective cover to size of storage pouch, make sure storage pouch is on outside of folded bundle.

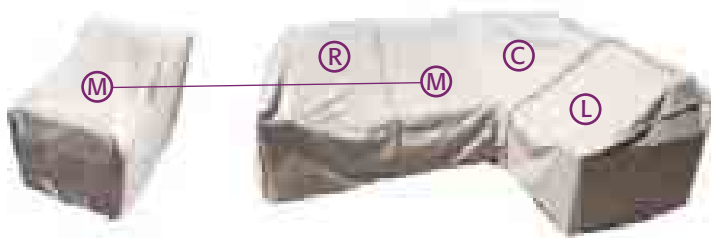
Next, fold protective cover into storage pouch by turning pouch inside-out.

Use velcro closure to close storage pouch.




## Modular Cover System

Our innovative modular cover system offers uniquely designed protective furniture covers to cover individual styles or modular styles. All styles can be joined together to cover the entire modular set, no matter what configuration.




**The (6) modular cover styles feature water resistant zippers for the side panel seams. The panels can be removed to attach to next style.**

To join styles together...



1. Zip off side panels



2. Zip covers together to desired configuration.

All modular covers are interchangeable and can be zipped together to create one complete unit.



**(R)** Right End (Left Facing)

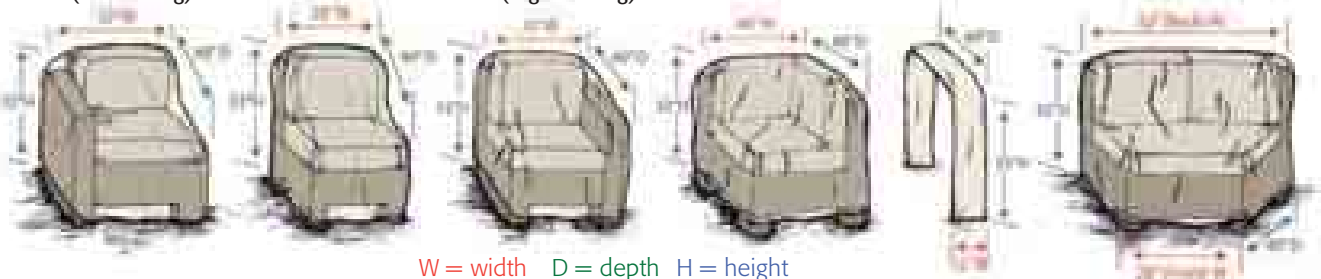
**(M)** Middle

**(L)** Left End (Right Facing)

**(C)** Corner

**(E)** Extension

**(W)** Wedge



W = width D = depth H = height




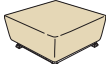


### NOTE:

- All modular style protective furniture covers feature water-resistant zippers.
- Style codes for easy identification.
- CP305 Modular Extension (E) style allows greater flexibility for larger styles.



**Key:** W - Width / D - Depth / H - Height | **Dia.** - Diameter

## FIRE PIT COLLECTION








	ITEM	ITEM NO.	DESCRIPTION	SIZE	WT (LBS)/CTN	CUBE/CTN	CASE PACK	
		<b>CP929</b>	Fits all 36" to 42" Round Fire Pits w/elastic & spring cinch lock	43" Dia. x 12" H	25.1	1.88	12	<b>CONTACT DEALER FOR MORE INFORMATION</b>
		<b>CP930</b>	Fits 48" to 54" Round Fire Pits w/elastic & spring cinch lock	55" Dia. x 12" H	30.5	1.88	12	<b>CONTACT DEALER FOR MORE INFORMATION</b>
		<b>CP932</b>	Fits 42" to 48" Square Fire Pits w/elastic & spring cinch lock	49" W x 49" D x 12" H	32.3	1.88	12	<b>CONTACT DEALER FOR MORE INFORMATION</b>
		<b>CP933</b>	Fits 50" x 30" Rectangle Chat & Fire Pits w/elastic & spring cinch lock	51" W x 31" D x 12" H	27.5	1.88	12	<b>CONTACT DEALER FOR MORE INFORMATION</b>
		<b>CP936</b>	Fits 58" x 38" Rectangle Chat & Fire Pits w/elastic & spring cinch lock	59" W x 39" D x 12" H	33.5	1.88	12	<b>CONTACT DEALER FOR MORE INFORMATION</b>

## MODULAR STYLE COLLECTION









	ITEM	ITEM NO.	DESCRIPTION	CODE	SIZE	WT (LBS)/CTN	CUBE/CTN	CASE PACK	
		<b>CP301</b>	Modular Right End (Left Facing) <i>Fits End Sectional</i>	<b>(R)</b>	32" W x 40" D x 32" H	9.42	1.60	8	<b>CONTACT DEALER FOR MORE INFORMATION</b>
		<b>CP302</b>	Modular Armless (MIDDLE) <i>Fits Middle Sectional</i>	<b>(M)</b>	28" W x 40" D x 32" H	9.42	1.60	8	<b>CONTACT DEALER FOR MORE INFORMATION</b>
		<b>CP303</b>	Modular Left End (Right Facing) <i>Fits End Sectional</i>	<b>(L)</b>	32" W x 40" D x 32" H	9.42	1.60	8	<b>CONTACT DEALER FOR MORE INFORMATION</b>
		<b>CP304</b>	Modular Corner <i>Fits Corner Sectional</i>	<b>(C)</b>	40" W x 40" D x 32" H	10.96	2.42	8	<b>CONTACT DEALER FOR MORE INFORMATION</b>
		<b>CP305</b>	Modular Extension <i>Extends Sectionals</i>	<b>(E)</b>	12" W x 40" D x 32" H	3.45	1.00	8	<b>CONTACT DEALER FOR MORE INFORMATION</b>
		<b>CP306</b>	Modular Corner (WEDGE) <i>Fits Corner Sectional</i>	<b>(W)</b>	52" W x 40" D x 32" H (28" W - Front)	10.70	1.97	8	<b>CONTACT DEALER FOR MORE INFORMATION</b>

Key: **W** - Width / **D** - Depth / **H** - Height | **Dia.** - Diameter

## ROUND TABLE & CHAIRS

ITEM	ITEM NO.	DESCRIPTION	SIZE	WT (LBS)/CTN	CUBE/CTN	CASE PACK	
	<b>CP531</b> (NO HOLE)	36" Bistro/Café Table & Chairs w/4 ties, elastic & spring cinch lock	48" Dia. x 25" H	24	1.97	8	<b>CONTACT DEALER FOR MORE INFORMATION</b>
	<b>CP551</b> (NO HOLE)	48" Round Table & Chairs w/4 ties, elastic & spring cinch lock	84" Dia. x 36" H	26	1.97	4	<b>CONTACT DEALER FOR MORE INFORMATION</b>
	<b>CP552</b>	48" Round Table & Chairs w/4 ties, velcro closure, elastic & spring cinch lock	84" Dia. x 36" H	26	1.97	4	<b>CONTACT DEALER FOR MORE INFORMATION</b>
	<b>CP571</b> (NO HOLE)	54" Round Table & Chair w/6 ties, elastic & spring cinch lock	92" Dia. x 36" H	28	1.97	4	<b>CONTACT DEALER FOR MORE INFORMATION</b>
	<b>CP572</b>	54" Round Table & Chairs w/6 ties, velcro closure, elastic & spring cinch lock	92" Dia. x 36" H	28	1.97	4	<b>CONTACT DEALER FOR MORE INFORMATION</b>
	<b>CP590</b> (NO HOLE)	60" Round Table & Chairs w/8 ties, elastic & spring cinch lock	108" Dia. x 36" H	35	2.42	4	<b>CONTACT DEALER FOR MORE INFORMATION</b>
	<b>CP591</b>	60" Round Table & Chairs w/8 ties, velcro closure, elastic & spring cinch lock	108" Dia. x 36" H	35	2.42	4	<b>CONTACT DEALER FOR MORE INFORMATION</b>

## OVAL/RECTANGLE/SQUARE TABLE & CHAIRS









ITEM	ITEM NO.	DESCRIPTION	SIZE	WT (LBS)/CTN	CUBE/CTN	CASE PACK	
	<b>CP584</b> (NO HOLE)	Fits Medium Oval/Rectangle Table & Chairs w/8 ties, elastic & spring cinch lock	72" W x 102" D x 36" H	22	1.97	4	<b>CONTACT DEALER FOR MORE INFORMATION</b>
	<b>CP585</b>	Fits Medium Oval/Rectangle Table & Chairs w/8 ties, velcro closure, elastic & spring cinch lock	72" W x 102" D x 36" H	22	1.97	4	<b>CONTACT DEALER FOR MORE INFORMATION</b>
	<b>CP586</b> (NO HOLE)	Fits Small Oval/Rectangle Table & Chairs w/8 ties, elastic & spring cinch lock	60" W x 84" D x 36" H	22	1.97	4	<b>CONTACT DEALER FOR MORE INFORMATION</b>
	<b>CP587</b>	Fits Small Oval/Rectangle Table & Chairs w/8 ties, velcro closure, elastic & spring cinch lock	60" W x 84" D x 36" H	22	1.97	4	<b>CONTACT DEALER FOR MORE INFORMATION</b>
	<b>CP699</b> (NO HOLE)	X-Large Oval/Rectangle Table & Chairs w/8 ties, elastic & spring cinch lock	92" W x 128" D x 36" H	36	2.42	4	<b>CONTACT DEALER FOR MORE INFORMATION</b>
	<b>CP694</b>	X-Large Oval/Rectangle Table & Chairs w/8 ties, velcro closure, elastic & spring cinch lock	92" W x 128" D x 36" H	36	2.42	4	<b>CONTACT DEALER FOR MORE INFORMATION</b>
	<b>CP697</b> (NO HOLE)	2XL Large Oval/ Rectangle Table and Chairs w/8 ties, elastic & spring cinch lock	96" W x 180" D x 36" H	40	3.18	4	<b>CONTACT DEALER FOR MORE INFORMATION</b>
	<b>CP598</b>	72" Square Table & Chairs w/8 ties, velcro closure, elastic & spring cinch lock	120" W x 120" D x 36" H	49	3.18	4	<b>CONTACT DEALER FOR MORE INFORMATION</b>

Key: W - Width / D - Depth / H - Height | Dia. - Diameter

## CHAIR/CHAISE/SOFA LOVESEAT


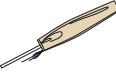
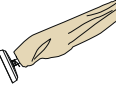





ITEM	ITEM NO.	DESCRIPTION	SIZE	WT (LBS)/CTN	CUBE/CTN	CASE PACK	
	<b>CP111</b>	Stack of Chairs/Bar Stools w/4 ties, elastic & spring cinch lock	27" W x 30" D x 49" H	29	1.82	12	<b>CONTACT DEALER FOR MORE INFORMATION</b>
	<b>CP112</b>	High Back Chair w/elastic & spring cinch lock	27" W x 30" D x 36" H	24	1.82	12	<b>CONTACT DEALER FOR MORE INFORMATION</b>
	<b>CP113</b>	Recliner Chair w/elastic & spring cinch lock	26" W x 36" D x 43" H	24	1.82	12	<b>CONTACT DEALER FOR MORE INFORMATION</b>
	<b>CP121S</b>	Small Chaise Lounge w/4 ties, elastic & spring cinch lock	30" W x 80" D x 27" H	43	2.42	12	<b>CONTACT DEALER FOR MORE INFORMATION</b>
	<b>CP121L</b>	Large Chaise Lounge w/4 ties, elastic & spring cinch lock	39" W x 84" D x 42" H	31	2.42	6	<b>CONTACT DEALER FOR MORE INFORMATION</b>
	<b>CP122</b>	Loveseat Glider w/elastic & spring cinch lock	50" W x 29" D x 26" H	27	1.82	12	<b>CONTACT DEALER FOR MORE INFORMATION</b>
	<b>CP141</b>	Double Chaise Lounge w/4 ties, elastic & spring cinch lock	72" W x 84" D x 42" H	44	2.88	6	<b>CONTACT DEALER FOR MORE INFORMATION</b>

## DEEP SEATING

ITEM	ITEM NO.	DESCRIPTION	SIZE	WT (LBS)/CTN	CUBE/CTN	CASE PACK	
	<b>CP210</b>	Large Ottoman w/elastic & spring cinch lock	36" W x 30" D x 18" H	27	1.82	12	<b>CONTACT DEALER FOR MORE INFORMATION</b>
	<b>CP211</b>	Lounge Chair w/elastic & spring cinch lock	35" W x 35" D x 35" H	29	2.88	12	<b>CONTACT DEALER FOR MORE INFORMATION</b>
	<b>CP212</b>	Rocking Chair w/elastic & spring cinch lock	36" W x 41" D x 34" H	25	1.82	12	<b>CONTACT DEALER FOR MORE INFORMATION</b>
	<b>CP222</b>	Loveseat or Sectional w/elastic & spring cinch lock	58" W x 38" D x 35" H	31	2.42	12	<b>CONTACT DEALER FOR MORE INFORMATION</b>
	<b>CP223</b>	Sofa w/elastic & spring cinch lock	85" W x 36" D x 35" H	22	2.42	6	<b>CONTACT DEALER FOR MORE INFORMATION</b>
	<b>CP241</b>	X-Large Club or Lounge Chair w/elastic & spring cinch lock	43" W x 42" D x 43" H	23	1.82	6	<b>CONTACT DEALER FOR MORE INFORMATION</b>
	<b>CP242</b> <i>Fits Curved Loveseat</i>	X-Large Loveseat or Corner Sectional w/elastic & spring cinch lock	69" W x 42" D x 43" H	26	2.42	6	<b>CONTACT DEALER FOR MORE INFORMATION</b>
	<b>CP243</b> <i>Fits Curved Sofa</i>	X-Large Sofa w/elastic & spring cinch lock	96" W x 42" D x 43" H	34	2.88	6	<b>CONTACT DEALER FOR MORE INFORMATION</b>

Key: W - Width / D - Depth / H - Height | Dia. - Diameter

## OUTDOOR ACCESSORIES

ITEM	ITEM NO.	DESCRIPTION	SIZE	WT (LBS)/CTN	CUBE/CTN	CASE PACK	
	<b>CP901</b>	Large Umbrella style (fits 6', 7.5', 8.5' market styles)	Fits (6', 7.5', 8.5') x 60" H	26	1.82	24	<b>CONTACT DEALER FOR MORE INFORMATION</b>
	<b>CP902</b>	X-Large Umbrella style (fits 9'-11' market styles)	Fits (9', 10', 11') x 72" H	33	1.82	24	<b>CONTACT DEALER FOR MORE INFORMATION</b>
	<b>CP908</b>	AG28 Series styles	Fits (10', 11') x 112" H	41	1.82	12	<b>CONTACT DEALER FOR MORE INFORMATION</b>
	<b>CP910</b>	Rectangle Market styles (fits rectangle up to 10'x13')	Fits (10', 13') x 110" H	41	1.82	16	<b>CONTACT DEALER FOR MORE INFORMATION</b>
	<b>CP912</b>	AG19 & AG3 Cantilever styles	Fits (8', 9', 10') x 88" H	45	2.02	24	<b>CONTACT DEALER FOR MORE INFORMATION</b>
	<b>CP920</b>	AKZ Series styles	Fits (10', 11', 13') x 104" H	41	1.82	12	<b>CONTACT DEALER FOR MORE INFORMATION</b>
	<b>CP922</b>	Fits all 28" Square & 24" Round Tables w/elastic & spring cinch lock	27" W x 27" D x 15" H	20	1.88	12	<b>CONTACT DEALER FOR MORE INFORMATION</b>
	<b>CP923</b>	Fits all Oval and Rectangle Occasional Tables w/elastic & spring cinch lock	30" W x 45" D x 15" H	26	2.63	12	<b>CONTACT DEALER FOR MORE INFORMATION</b>

Key: **W** - Width / **D** - Depth / **H** - Height | **Dia.** - Diameter

All protective furniture covers come with a  
**ONE YEAR LIMITED WARRANTY.**





## Merchandising For Success

Good/Better/Best Program

Designer Cover Collection

Merchandise Display Stands

Science behind Shade

### Shown:

High Point Showroom  
2600 Showplace







Shade

TREASURE GARDEN

# GOOD/BETTER/BEST

The Treasure Garden® brand has a proven track record of success, based on the **GOOD/BETTER/BEST** system of merchandising and selling. To achieve the maximum results, we strongly urge you to buy our Programs as designed. The dealers that do, show consistent increases every year in gross sales & gross margin dollars! *Our showrooms and catalog for 2016 have been redesigned to feature & highlight how our Trade-Up programs work.*

## BEST


### Top 20 Best Sellers (Grade A)



#### Solids




**5403** Jockey Red



**5476** Heather Beige



**5408** Black



**5404** Natural




**5425** Cocoa




**5407** Henna




**54011** Ginkgo




**5422** Antique Beige




**5453** Canvas




**5413** Spa




**8318** Sesame Linen



**5446** Forest Green



**5439** Navy




**5489** Canvas Coal




**5488** Teak


#### Stripes



**56095** Astoria Sunset Stripe




**56096** Astoria Lagoon Stripe



**56075** Peyton Granite Stripe



**5612** Rachel Stripe - Redwood

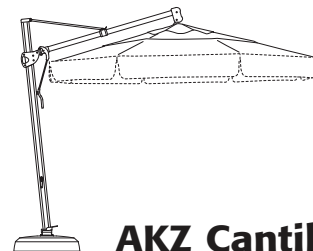
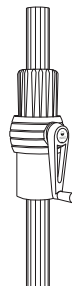


**6648** Signal Crimson Stripe

### Recommended frame/canopy



**Collar Tilt**




**AKZ Cantilever**

# BETTER

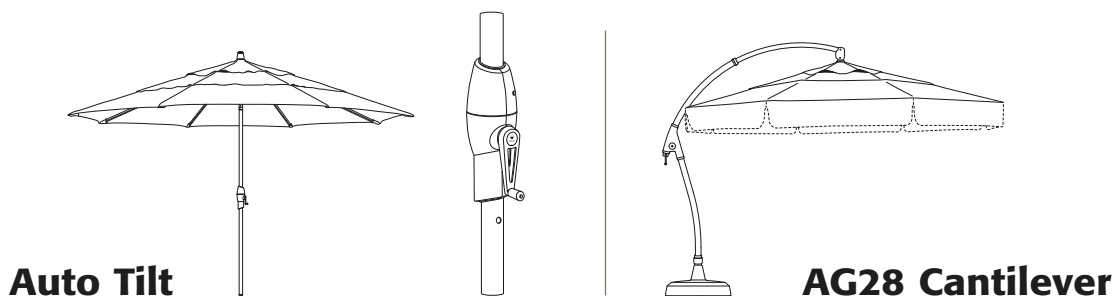
## Top 10 Best Sellers (Grade C)



Solids



### Recommended frame/canopy




# GOOD

## Top 5 Best Sellers (Grade D)

Solefin®

Solids



### Recommended frame/canopy



# Designer Cover Collection

Available on 11' & 9' market umbrellas and 13' & 11' cantilevers.  
Offered in 100% Solution-Dyed Acrylic and Polyester fabrics.

## How to Order:

1. **SELECT YOUR DC ITEM NO.**  
– See DC sample styles below
2. **SELECT YOUR FABRIC(S)**  
– Go to the Treasure Garden Fabric Collection pages or refer our Swatch Book for fabric selections.
3. **SIMPLY ADD:**  
– The DC Item No. to your desired umbrella Item No.

## Ordering Information:

To ensure the proper sewing of your custom umbrella, please list EACH individual fabric number in the sequence you wish them to appear from **top vent to trim/valance** (starting from the center finial and working towards the canopy trim/valance).

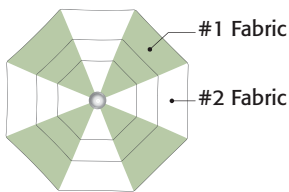
**Note:** You cannot mix acrylics with Bella Dura® fabrics, even though it is grade A; or mix acrylics with polyester fabrics.

**Double Wind Vent pricing applies to all Designer Cover (DC) styles.**

## Designer Cover designs - for Market umbrellas

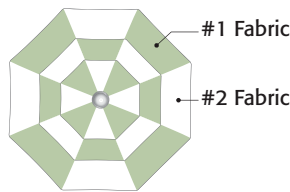
### DC2 Alternating Panels

Specify 2 alternating fabrics



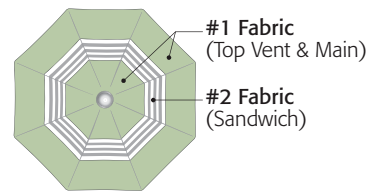
### DC3 Twist

Specify 2 alternating fabrics



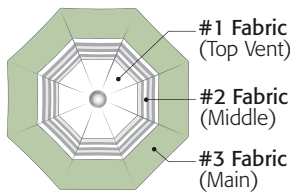
### DC4 Sandwich

Specify 2 fabrics



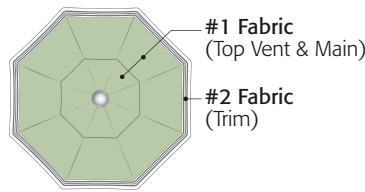
### DC5 Three Fabrics

Specify 3 fabrics



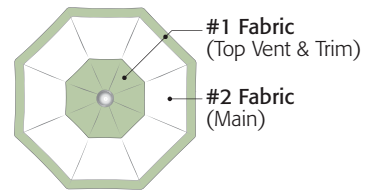
### DC6 Trim Accent *(SWV ONLY)*

Specify 2 fabrics



### DC7 Top Vent & Trim Accent *(SWV ONLY)*

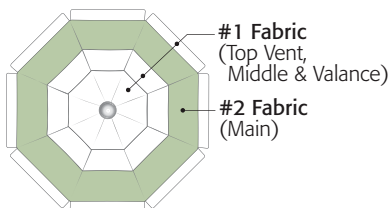
Specify 2 fabrics



## Designer Cover designs - for Cantilevers

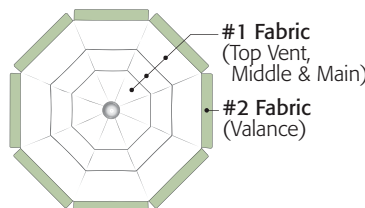
### DC9 Top Vent & Valance Accent

Specify 2 fabrics



### DC10 Valance Accent

Specify 2 fabrics



# Designer Cover Collection



UCP409-SS  
5404/5403

**DC2**



**5403** A  
Jockey Red



**5404** A  
Natural



UCP409-SS  
5401/5404

**DC3**



**5401** A  
Pacific Blue




**5404** A  
Natural




UM8009  
5408/2036

**DC4**



**5408** A  
Black



**2036** A+  
Lace Ebony



UM8009  
5404/5408/5403

**DC5**



**5404** A  
Natural



**5408** A  
Black



**5403** A  
Jockey Red



UM8009  
5404/5408

**DC6**



**5404** A  
Natural



**5408** A  
Black



UM8103  
57000/2035

**DC7**



**57000** A  
Blush




**2035** A+  
Lace Strawberry



AKZ-09DV  
5408/5404

**DC9**



**5408** A  
Black



**5404** A  
Natural



AKZ-09DV  
6648/5408

**DC10**



**6648** A  
Signal Crimson  
Stripe





**5408** A  
Black

# Mini Umbrellas & Displays



Treasure Garden® umbrellas are available in mini versions for wall merchandising. The minis create an especially *eye catching* presentation for retail stores with high walls and ceilings, columns, and store window displays. *Mini Umbrellas provide a way to display umbrellas in the latest fabric color trends.*



**Single Fabric Display: MU-** \_\_\_\_\_  
Fabric Item No.

*Includes canopy, frame/finial and wall bracket*

**Example:** 4816 Aqua    **Item No.:** MU-4816

**CONTACT DEALER  
FOR MORE  
INFORMATION**

**CANOPY ONLY Single Fabric: CMINI-** \_\_\_\_\_  
Fabric Item No.

**Example:** 4816 Aqua    **Item No.:** CMINI-4816



**Designer Cover Fabric Display: MDC00** \_\_\_\_\_ / \_\_\_\_\_ / \_\_\_\_\_  
DC#                      Fabric Item Nos.

*Includes Designer Cover canopy, frame/finial and wall bracket*

**Example:** 4804 Eggshell/4808 Black/4803 Red    **Item No.:** MDC005-4804/4808/4803

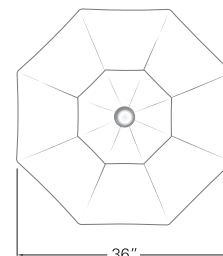
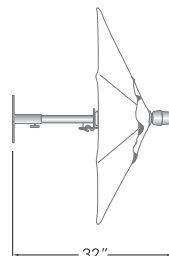
**CONTACT DEALER  
FOR MORE  
INFORMATION**

**CANOPY ONLY Designer Cover Fabric: CMINI-** \_\_\_\_\_ / \_\_\_\_\_ / \_\_\_\_\_ / \_\_\_\_\_  
DC#                      Fabric Item Nos.

**Example:** 4804 Eggshell/4808 Black/4803 Red    **Item No.:** CMINI5-4804/4808/4803

**Specifications:**

- Umbrella Size**    36"
- Height**            32"
- Shape**             Octagon
- Wall Bracket**    Included
- Weight**            9 lbs.
- Cube**              0.65
- Carton Size**     28" x 7" x 7"




# Display Stands

**Item No.:**

**UDR-09**

Displays (6) umbrellas



**Features:**

- Black - Powder Coated Steel
- (5) Polyurethane Wheels with (1) Locking Wheel
- Made in the USA

**Specifications:**


**Size** 25" W x 25" D x 25" H  
**Color** Black  
**Weight** 56  
**Cube** 9.04

**CONTACT DEALER FOR MORE INFORMATION**

**Item No.:**

**BD609**

Crossbar displays (6) umbrellas



**Specifications:**


**Size** 72" W x 3" D  
 (2) Crossbars  
**Color** Black  
**Weight** 20 lbs.  
**Cube** 1

**CONTACT DEALER FOR MORE INFORMATION**

**Item No.:**

**BD309**

Crossbar displays (3) umbrellas



**Specifications:**

**Size** 36" W x 3" D  
 (2) Crossbars  
**Color** Black  
**Weight** 10 lbs.  
**Cube** 0.5

**CONTACT DEALER FOR MORE INFORMATION**

Crossbars install onto Treasure Garden's BA509, BG509, BW509 and BKM1009 black bases (*sold separately*).

**Item No.:**

**RTD-09**

Rug Tower displays  
 (6) Treasure Garden rugs



**Features:**

- Black - Powder Coated Steel
- (5) Polyurethane Wheels with (1) Locking Wheel
- Made in the USA

**Specifications:**



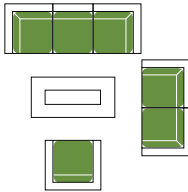


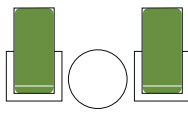


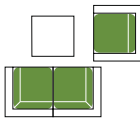


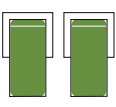


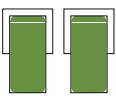




**Size** 25" W x 25" D x 53" H  
**Color** Black  
**Weight** 59  
**Cube** 19.17

**CONTACT DEALER FOR MORE INFORMATION**

# Science behind Shade

Solar radiation can dramatically change the temperatures of an object that it hits, heating it far above the actual air temperature. The proper shade over your dining or deep seating areas can reduce the temperature up to **20%**.



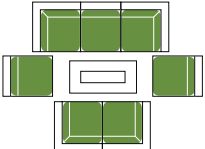





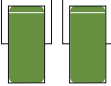


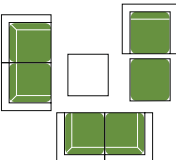


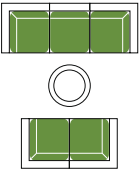


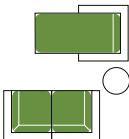


A **sweltering 95°** can become a **comfortable 80°** with the proper shade!

SIZE/SHAPE	DINING	DEEP SEATING*	STYLE
<b>13' Octagon</b>  <b>140</b> <small>sq ft coverage</small>			<b>13' AKZ</b> Cantilever
<b>11' Octagon</b>  <b>100</b> <small>sq ft coverage</small>			<b>11' AKZ</b> Cantilever <b>11' AG28</b> Cantilever <b>11' Starlight Collar</b> Tilt <b>11' Collar</b> Tilt <b>11' Auto</b> Tilt
<b>10' Octagon</b>  <b>83</b> <small>sq ft coverage</small>			<b>10' AG19</b> Cantilever
<b>10' Round</b>  <b>79</b> <small>sq ft coverage</small>			<b>10' Shanghai Collar</b> Tilt
<b>9' Octagon</b>  <b>67</b> <small>sq ft coverage</small>			<b>9' Starlight Collar</b> Tilt <b>9' Collar</b> Tilt <b>9' Auto</b> Tilt <b>9' Push Button</b> Tilt <b>9' Commercial</b> <b>9' Quad Pulley</b> Lift
<b>7.5' Octagon</b>  <b>46</b> <small>sq ft coverage</small>		N/A	<b>7.5' Push Button</b> Tilt <b>7.5' Commercial</b>
<b>6' Octagon</b>  <b>29</b> <small>sq ft coverage</small>		N/A	<b>6' Push Button</b> Tilt

\*Suggested Deep Seating arrangements, can vary based on actual individual piece dimensions.



Science behind **Shade**

SIZE/SHAPE	DINING	DEEP SEATING	STYLE
<b>10'x13'</b> Rectangle 			<b>10'x13' AKZRT</b> Cantilever
<b>8'x11'</b> Rectangle 			<b>8'x11' Crank Lift</b>
<b>8'x10'</b> Rectangle 			<b>8'x10' Auto Tilt</b>
<b>11.5'</b> Square 			<b>11.5' AKZSQ</b> Cantilever
<b>10'</b> Square 			<b>10' AKZSQ</b> Cantilever
<b>8.5'</b> Square 			<b>8.5' AG19SQ</b> Cantilever
<b>7'</b> Square 		N/A	<b>7' Commercial</b>

Follow our chart and enjoy the outdoors more than ever!

# 2016 Fabric Collection

100% Solution-Dyed Acrylics  
Grades A+/A

100% Solution-Dyed Bella-Dura®  
Grade A


100% Solution-Dyed Polyester  
Grades C

100% Solution-Dyed Olefin  
Grade D






100% Solution-Dyed Acrylic – Grades A+/A



**2035** A+  
Lace Strawberry



**2036** A+  
Lace Ebony



**5401** A  
Pacific Blue



**54011** A  
Ginkgo



**5403** A  
Jockey Red



**5404** A  
Natural




**54048** A  
Charcoal




**5407** A  
Henna




**5408** A  
Black



**5413** A  
Spa




**5414** A  
Wheat



**5422** A  
Antique Beige




**5425** A  
Cocoa




**5432** A  
Baybrown




**5438** A  
Buttercup




**5439** A  
Navy




**5446** A  
Forest Green




**5448** A  
Cork



**5453** A  
Canvas



**5470** A  
Walnut




**5476** A  
Heather Beige



**5487** A  
Fern



**5488** A  
Teak




**5489** A  
Canvas Coal



**5604SB** A  
Sunset Beach Stripe



**56075** A  
Peyton Granite Stripe




**56080** A  
Milano Cobalt Stripe



**56093** A  
Frequency Parchment




**56094** A  
Frequency Sand



**56095** A  
Astoria Sunset Stripe

100% Solution-Dyed Acrylic – Grades A *(continued)*



**56096** **A**  
Astoria Lagoon Stripe




**5612** **A**  
Rachel Stripe - Redwood




**57000** **A**  
Blush



**57001** **A**  
Chestnut



**57002** **A**  
Iris




**58003** **A**  
Stanton Brownstone Stripe



**NEW**  
**58012** **A**  
Volt Berry




**NEW**  
**58014** **A**  
Volt Emerald




**NEW**  
**58016** **A**  
Volt Galaxy




**NEW**  
**58017** **A**  
Volt Glow




**NEW**  
**58019** **A**  
Volt Sequoia



**6011** **A**  
Dupione Sand



**6013** **A**  
Dupione Bamboo



**6017** **A**  
Dupione Walnut




**6409** **A**  
Terra Cotta



**6433** **A**  
Neptune




**6446** **A**  
Lemongrass



**6447** **A**  
Surf



**6457** **A**  
Beacon Ash



**NEW**  
**6458** **A**  
Clover




**NEW**  
**6459** **A**  
Stucco



**6461** **A**  
Taupe




**NEW**  
**6627** **A**  
Terrace Taupe Stripe



**NEW**  
**6628** **A**  
Courtyard Beach Stripe



**EXCLUSIVE**  
**6648** **A**  
Signal Crimson Stripe



**EXCLUSIVE**  
**6656** **A**  
Signal Lemongrass Stripe



**EXCLUSIVE**  
**6657** **A**  
Breaker Surf Stripe



**7761** **A**  
Taupe / Beige Rib



**7804** **A**  
Latte Vanilla\*




**NEW**  
**7816** **A**  
Tango Glacier



100% Solution-Dyed Acrylic – Grade A (continued)



**7825** A  
Tango Truffle



**7850** A  
Vine Licorice




**7853** A  
Tango Pearl




**7861** A  
Imperial Slate Stripe




**7862** A  
Regency Toffee Stripe



**7888** A  
Latte Macchiato\*



**8314** A  
Straw Linen



**8318** A  
Sesame Linen

**bella  
dura**  
100%  
Solution-Dyed  
Bella-Dura –  
Grade A



**6801** A  
Cha Cha - Peacock



**6803** A  
Cha Cha - Pomegranate



**6808** A  
Cha Cha - Raven



**6811** A  
Cha Cha - Lime




**6862** A  
Cha Cha - Persimmon



**6888** A  
Cha Cha - Sable



100%  
Solution-Dyed  
Polyester –  
Grade C



**4800** C  
Champagne



**4801** C  
Cobalt




**4803** C  
Red



**4804** C  
Eggshell



**4807** C  
Auburn




**4808** C  
Black




**4809** C  
Burnt Orange



**4811** C  
Kiwi



**4813** C  
Spa



**4814** C  
Straw




**4815** C  
Sunset



**4816** C  
Aqua

100% Solution-Dyed Polyester – Grade C *(continued)*



**4818** C  
Sesame



**4820** C  
Boulder



**4822** C  
Khaki



**4825** C  
Mocha



**4826** C  
Sky



**4827** C  
Chocolate



**4828** C  
Olive



**4836** C  
Berry




**4838** C  
Lemon




**4839** C  
Navy



**4846** C  
Forest Green




**4848** C  
Harvest




**4853** C  
Vanilla



**4860** C  
Vineyard



**4861** C  
Taupe



**4870** C  
Rosewood



**4876** C  
Sand



**4884** C  
Brass



**4886** C  
Sahara Stripe



**4887** C  
Moss




**4888** C  
Amber



**4889** C  
Barcelona Stripe




**4890** C  
Autumn Stripe




**4891** C  
Black Latte Stripe




**4897** C  
Ocean Breeze Stripe



**4898** C  
Sedona Stripe




**4899** C  
Hampton Stripe



**48011** C  
Ridge Beach



**48056** C  
Ridge Sequoia



**48066** C  
Ridge Canyon

100% Solution-Dyed Olefin – Grade D



**2402** D  
Banana



**2406** D  
Blue Sky



**2407** D  
Henna



**2408** D  
Black



**2410** D  
Pottery



**2412** D  
Really Red



**2417** D  
Tuscan



**2419** D  
Stone



**2422** D  
Beige



**2424** D  
Powder Blue



**2427** D  
Chocolate



**2429** D  
Macaw



**2439** D  
Navy



**2446** D  
Forest Green




**2453** D  
Canvas



**2470** D  
Walnut




**2484** D  
Brass




**3400** D  
Champagne




**3409** D  
Terra Cotta



**3450** D  
Charcoal




**3454** D  
Toffee



**3474** D  
Taupe



**3488** D  
Teak



**3500** D  
Champagne Linen



**3518** D  
Sesame Linen

**Note:** All fabrics shown are not to scale. Patterns, textures and colors may vary slightly from the actual fabric swatches; please refer to the Treasure Garden fabric swatch book for samples.

**\*Fabric note:** We suggest NOT to use the **7804 Latte Vanilla** or **7888 Latte Macchiato** pattern fabrics on styles less than 9' or on Square or Rectangle shapes. The swatches will not accurately depict the pattern due to its large scale. *Refer to the Swatch Book to view the pattern in full detail.*



# Fabric Care & Cleaning Instructions


## General Information

### 100% Solution-Dyed Acrylic Fabrics:

**Grades A+ and A** Includes:     

**Limited warranty:** 5 years against fading

### 100% Solution-Dyed Polyester Fabrics:

**Grade C** (Our exclusive 4800 series) 

**Limited warranty:** 4 years against fading

MOST STAINS ON SOLUTION-DYED FABRICS CAN BE CLEANED UP WITH A MILD SOAP AND WATER SOLUTION. Solution-Dyed fabrics should be cleaned regularly before substances such as dirt, etc., are allowed to accumulate on and become embedded in the fabric. The fabric can be cleaned without being removed from the umbrella. Simply brush off any loose dirt, etc., clean with warm water (no more than 100° F) and a mild natural soap. Rinse thoroughly to remove soap. When using liquid detergent, it may be necessary to re-apply a water repellent treatment, such as 303 Hi Tech Fabric Guard. When washing or cleaning, DO NOT SUBJECT TO EXCESSIVE HEAT as the fabric will shrink. DO NOT STEAM PRESS OR DRY IN ELECTRIC OR GAS DRYERS. Allow fabric to air dry. In case Solution-Dyed fabrics are stored during the winter season, it should be cleaned, allowed to air dry and stored in a dry, well ventilated area. For stubborn stains, please see the stain cleaning chart for more specific cleaning instructions.

### STAIN CLEANING CHART

#### STAINS

BEER  
BERRY  
BLOOD (dried)  
BUTTER  
CHARCOAL, PENCIL MARKS  
CATSUP OR MUSTARD  
CHEWING GUM  
CHOCOLATE  
COFFEE  
  
COLA  
CRAYON  
EGG (raw)  
GRAPE JUICE  
GRAVY  
GREASE  
INK  
IRON RUST  
LIPSTICK  
MASCARA

#### RECOMMENDED CLEANING SOLUTIONS

- liquid detergent, white vinegar
- liquid detergent/ammonia (3-6% water)
- detergent/ammonia (3-6% water)
- volatile solvent (acetone)
- vacuum, then liquid detergent
- liquid detergent
- volatile solvent (acetone)
- liquid detergent, ammonia water
- detergent, white vinegar
- volatile solvent (acetone)
- liquid detergent
- paint, oil or grease remover
- liquid detergent
- liquid detergent (water)
- liquid detergent
- volatile solvent (acetone)
- paint remover, volatile solvent (acetone), detergent
- oxalic or citrus acids, water
- paint, oil or grease remover
- paint remover, volatile solvent (acetone), detergent

#### STAINS

MILDEW  
  
MILK  
NAIL POLISH  
OIL  
ORANGE DRINK  
PAINT (latex) WET  
PAINT (latex) DRIED  
PAINT (oil or lacquer)  
SHOE POLISH (liquid)  
SHOE POLISH (wax)  
  
SUNTAN LOTION  
TEA  
TOMATO JUICE  
TREE SAP  
URINE  
VOMIT  
WATER COLOR  
WAX (candle)  
  
WINE

#### RECOMMENDED CLEANING SOLUTIONS

- 1/2 cup of bleach and 1/4 cup natural soap per gallon of water
- liquid detergent
- volatile solvent (acetone)
- volatile solvent (acetone)
- liquid detergent, water
- liquid detergent, water
- liquid detergent, water
- paint, oil or grease remover
- paint, oil or grease remover
- volatile solvent (acetone)
- apply heated iron over towel, volatile solvent (acetone)
- Pine Power or pine oil detergent
- liquid detergent
- liquid detergent
- turpentine, liquid detergent
- liquid detergent, white vinegar
- detergent, water, white vinegar
- liquid detergent, water, white vinegar
- apply heated iron over towel, volatile solvent (acetone)
- liquid detergent/ammonia (3-6% water), white vinegar

### 100% Solution-Dyed Soft Olefin Fabrics:

**Grade D** (Our exclusive Solefin®- 2400, 3400 and 3500 series)

**Limited warranty:** 2 years against fading

Solefin

To keep Solefin fabric looking fresh and new it should be washed periodically with detergent and water. Most stains can and should be cleaned up immediately after they occur. If, however, a spot or stain remains, clean with a solution of warm water and a mild detergent then rinse thoroughly. If necessary, apply laundry prewash, leave in for 10 minutes and then reapply warm water and detergent. After cleaning, always rinse thoroughly with water and allow to air dry. The fabric will dry quickly because it is a naturally water repellent material.

# 2016 Fabric Index



Fabric Item No.	Fabric Name	Swatch Book Page No.	Fabric Grade	TeC Custom			
				7.5' Quick-Ship (SWV)	9' Quick-Ship (SWV)	11' Quick-Ship (DMV)	
2035	Lace Strawberry	1	A+	✓			
2036	Lace Ebony	2	A+	✓			
2402	Banana	c2-a	D			✓	
2406	Blue Sky	c2-b	D			✓	
2407	Henna	c1-c	D			✓	
2408	Black	c1-a	D			✓	
2410	Pottery	c1-e	D			✓	
2412	Really Red	c1-b	D			✓	
2417	Tuscan	c1-f	D			✓	
2419	Stone	c3-f	D			✓	
2422	Beige	c4-c	D			✓	
2424	Powder Blue	c2-c	D			✓	
2427	Chocolate	c3-c	D			✓	
2429	Macaw	c2-e	D			✓	
2439	Navy	c2-d	D			✓	
2446	Forest Green	c2-f	D			✓	
2453	Canvas	c5-a	D			✓	
2470	Walnut	c3-b	D			✓	
2484	Brass	c4-e	D			✓	
3400	Champagne	c4-b	D			✓	
3409	Terra Cotta	c1-d	D			✓	
3450	Charcoal	c3-a	D			✓	
3454	Toffee	c3-d	D			✓	
3474	Taupe	c3-e	D			✓	
3488	Teak	c4-d	D			✓	
3500	Champagne Linen	c4-a	D			✓	
3518	Sesame Linen	c4-f	D			✓	
4800	Champagne	42	C	✓		✓	
4801	Cobalt	44S	C	✓	✓	✓	
48011	Ridge Beach	43	C	✓		✓	
4803	Red	39S	C	✓	✓	✓	✓
4804	Eggshell	56S	C	✓		✓	
48056	Ridge Sequoia	41	C	✓		✓	
48066	Ridge Canyon	47	C	✓		✓	
4807	Auburn	40S	C	✓		✓	✓
4808	Black	46S	C	✓	✓	✓	✓

Fabric Item No.	Fabric Name	Swatch Book Page No.	Fabric Grade	TeC Custom			
				7.5' Quick-Ship (SWV)	9' Quick-Ship (SWV)	11' Quick-Ship (DMV)	
4809	Burnt Orange	38S	C	✓		✓	
4811	Kiwi	35S	C	✓	✓	✓	
4813	Spa	31S	C	✓		✓	✓
4814	Straw	44	C	✓		✓	
4815	Sunset	37S	C	✓		✓	
4816	Aqua	30S	C	✓		✓	✓
4818	Sesame	58S	C	✓		✓	✓
4820	Boulder	57S	C	✓		✓	
4822	Khaki	54S	C	✓	✓	✓	✓
4825	Mocha	50S	C	✓		✓	
4826	Sky	45S	C	✓	✓	✓	
4827	Chocolate	48S	C	✓		✓	✓
4828	Olive	34S	C	✓		✓	
4836	Berry	41S	C	✓		✓	
4838	Lemon	36S	C	✓	✓	✓	
4839	Navy	43S	C	✓	✓	✓	
4846	Forest Green	32S	C	✓	✓	✓	
4848	Harvest	45	C	✓		✓	
4853	Vanilla	55S	C	✓		✓	
4860	Vineyard	42S	C	✓		✓	
4861	Taupe	49S	C	✓		✓	
4870	Rosewood	47S	C	✓		✓	
4876	Sand	53S	C	✓	✓	✓	✓
4884	Brass	52S	C	✓		✓	
4886	Sahara Stripe	39	C	✓		✓	
4887	Moss	33S	C	✓		✓	
4888	Amber	53S	C	✓		✓	
4889	Barcelona Stripe	34	C	✓		✓	
4890	Autumn Stripe	38	C	✓		✓	
4891	Black Latte Stripe	40	C	✓		✓	
4897	Ocean Breeze Stripe	36	C	✓		✓	
4898	Sedona Stripe	37	C	✓		✓	
4899	Hampton Stripe	35	C	✓		✓	
5401	Pacific Blue	7S	A	✓	✓	✓	
54011	Ginkgo	13S	A	✓	✓	✓	
5403	Jockey Red	2S	A	✓	✓	✓	✓

Fabric Item No.	Fabric Name	Swatch Book Page No.	Fabric Grade	TeCustom	TeEx Quick-Ship		
					7.5' (SWV)	9' (SWV)	11' (DWV)
5404	Natural	17S	A	✓	✓	✓	
54048	Charcoal	28S	A	✓			
5407	Henna	4S	A	✓		✓	✓
5408	Black	27S	A	✓	✓	✓	✓
5413	Spa	10S	A	✓		✓	✓
5414	Wheat	16S	A	✓			
5422	Antique Beige	19S	A	✓		✓	✓
5425	Cocoa	25S	A	✓		✓	✓
5432	Baybrown	24S	A	✓			
5438	Buttercup	15S	A	✓	✓	✓	
5439	Navy	9S	A	✓	✓	✓	
5446	Forest Green	11S	A	✓	✓	✓	
5448	Cork	30	A	✓			
5453	Canvas	18S	A	✓		✓	
5470	Walnut	23S	A	✓			
5476	Heather Beige	20S	A	✓	✓	✓	✓
5487	Fern	12S	A	✓			
5488	Teak	22S	A	✓			
5489	Canvas Coal	33	A	✓			
5604SB	Sunset Beach Stripe	17	A	✓			
56075	Peyton Granite Stripe	15	A	✓			
56080	Milano Cobalt Stripe	8	A	✓			
56093	Frequency Parchment	24	A	✓			
56094	Frequency Sand	25	A	✓			
56095	Astoria Sunset Stripe	11	A	✓		✓	
56096	Astoria Lagoon Stripe	12	A	✓		✓	
5612	Rachel Stripe - Redwood	14	A	✓		✓	
57000	Blush	1S	A	✓			
57001	Chestnut	21S	A	✓			
57002	Iris	5S	A	✓			
58003	Stanton Brownstone Stripe	10	A	✓			
58012	Volt Berry		A	✓			
58014	Volt Emerald		A	✓			
58016	Volt Galaxy		A	✓			
58017	Volt Glow		A	✓			

Fabric Item No.	Fabric Name	Swatch Book Page No.	Fabric Grade	TeCustom	TeEx Quick-Ship		
					7.5' (SWV)	9' (SWV)	11' (DWV)
58019	Volt Sequoia		A	✓			
6011	Dupione Sand	26	A	✓			
6013	Dupione Bamboo	31	A	✓			
6017	Dupione Walnut	32	A	✓			
6409	Terra Cotta	3S	A	✓			
6433	Neptune	8S	A	✓			
6446	Lemongrass	14S	A	✓			
6447	Surf	6S	A	✓			
6457	Beacon Ash	29S	A	✓			
6458	Clover		A	✓			
6459	Stucco		A	✓			
6461	Taupe	26S	A	✓			
6627	Terrace Taupe Stripe		A	✓			
6628	Courtyard Beach Stripe		A	✓			
6648	Signal Crimson Stripe	16	A	✓			
6656	Signal Lemongrass Stripe	13	A	✓			
6657	Breaker Surf Stripe	9	A	✓			
6801	Cha Cha - Peacock	18	A	✓			
6803	Cha Cha - Pomegranate	21	A	✓			
6808	Cha Cha - Raven	23	A	✓			
6811	Cha Cha - Lime	19	A	✓			
6862	Cha Cha - Persimmon	20	A	✓			
6888	Cha Cha - Sable	22	A	✓			
7761	Taupe/Beige Rib	27	A	✓			
7804	Latte Vanilla	4	A	✓			
7816	Tango Glacier		A	✓			
7825	Tango Truffle		A	✓			
7850	Vine Licorice	3	A	✓			
7853	Tango Pearl		A	✓			
7861	Imperial Slate Stripe	6	A	✓			
7862	Regency Toffee Stripe	7	A	✓			
7888	Latte Macchiato	5	A	✓			
8314	Straw Linen	29	A	✓			
8318	Sesame Linen	28	A	✓		✓	✓

Refer to 2016 Swatch Card

**Note:** TeEx "Quick-Ship" program is available in select fabrics in our 7.5' and 9' Single Wind Vent (SWV) & 11' Double Wind Vent (DWV).



# Replacement Canopy

## Cantilever Replacement Canopy

ITEM NO.	STYLE	GRADE	VENTS
<b>C813RD</b>	AKZ13	A+	DWV
	13' Octagon	A	DWV
		C	DWV
<b>C813RDV</b>	AKZ13	A+	DWV w/Valance
	13' Octagon VALANCE	A	DWV w/Valance
		C	DWV w/Valance
<b>CAKZRT</b>	AKZRT	A+	SWV
	10'x13' Rectangle	A	SWV
		C	SWV
<b>C812SQ</b>	AKZSQ11	A+	SWV
	11.5' Square	A	SWV
		C	SWV
<b>C812SQV</b>	AKZSQ11	A+	SWV w/Valance
	11.5' Square VALANCE	A	SWV w/Valance
		C	SWV w/Valance
<b>C811RD</b>	AKZ/AG28	A+	DWV
	11' Octagon	A	DWV
		C	DWV
<b>C811RDV</b>	AKZ/AG28	A+	DWV w/Valance
	11' Octagon VALANCE	A	DWV w/Valance
		C	DWV w/Valance
<b>C811SQ</b>	AKZSQ/AG28SQ	A+	SWV
	10' Square	A	SWV
		C	SWV
<b>C811SQV</b>	AKZSQ/AG28SQ	A+	SWV w/Valance
	10' Square VALANCE	A	SWV w/Valance
		C	SWV w/Valance
<b>CAG19</b>	AG19	A+	SWV
	10' Octagon	A	SWV
		C	SWV
<b>CAG19SQ</b>	AG19SQ	A+	SWV
	8.5' Square	A	SWV
		C	SWV

**CONTACT DEALER  
FOR MORE  
INFORMATION**

**CONTACT DEALER  
FOR MORE  
INFORMATION**

## Aluminum & Wood Replacement Canopy

ITEM NO.	STYLE	GRADE	VENTS
<b>C811</b>	11' - SWV	A+	SWV
	For UM801, UM801SL, UM809-11, UM812	A	SWV
		C	SWV
<b>C811D</b>	11' - DWV	A+	DWV
	For UM801, UM801SL, UM809-11, UM812	A	DWV
		C	DWV
<b>C809</b>	9' - SWV	A+	SWV
	For UM800, UM800SL, UM8091, UM810, UM920	A	SWV
		C	SWV
		D	SWV
<b>C809D</b>	9' - DWV	A+	DWV
	For UM800, UM800SL, UM8091, UM810, UM920	A	DWV
		C	DWV
		D	DWV
<b>C807</b>	7.5' - SWV	A+	SWV
	For UM907	A	SWV
		C	SWV
		D	SWV
<b>C806</b>	6' - SWV	A+	SWV
	For UM906CK	A	SWV
		C	SWV
<b>C8811</b>	8'x11' Rectangle	A+	SWV
	For UM8811RT	A	SWV
		C	SWV
<b>C8810</b>	8'x10' Rectangle	A+	SWV
	For UM8810RT	A	SWV
		C	SWV

WHEN PLACING ANY ORDERS FOR REPLACEMENT CANOPY OR PARTS -  
FAX YOUR REQUEST TO (888) 821-8868 OR EMAIL: [order@treasuregarden.com](mailto:order@treasuregarden.com)

## Replacement Canopy *(continued)*

FAX your order for replacement parts to (888) 821-8868 or [order@treasuregarden.com](mailto:order@treasuregarden.com)

### Commercial Replacement Canopy

ITEM NO.	STYLE	GRADE	VENTS
<b>C809</b>	UCP409	A+	SWV
	9' Octagon	A	SWV
		C	SWV
<b>C809V</b>	UCP409	A+	SWV w/Valance
	9' Octagon	A	SWV w/Valance
	VALANCE	C	SWV w/Valance
<b>C809D</b>	UCP409	A+	DWW
	9' Octagon	A	DWW
		C	DWW
<b>C809DV</b>	UCP409	A+	DWW w/Valance
	9' Octagon	A	DWW w/Valance
	VALANCE	C	DWW w/Valance
<b>C807</b>	UCP407	A+	SWV
	7.5' Octagon	A	SWV
		C	SWV
<b>C807V</b>	UCP407	A+	SWV w/Valance
	7.5' Octagon	A	SWV w/Valance
	VALANCE	C	SWV w/Valance
<b>C407SQ</b>	UCP407SQ	A+	SWV
	7.5' Square	A	SWV
		C	SWV
<b>C407SQV</b>	UCP407SQ	A+	SWV w/Valance
	7.5' Square	A	SWV w/Valance
	VALANCE	C	SWV w/Valance

**Vents:**  
SWV - Single Wind Vent  
DWW - Double Wind Vent

**Vents with Valance:**  
SWV w/Valance - Single Wind Vent with Valance  
DWW w/Valance - Double Wind Vent with Valance

CONTACT DEALER  
FOR MORE  
INFORMATION

**Note:** When ordering a Replacement Canopy, simply add the Fabric Item No. after the Replacement Canopy Item No.

## Replacement Parts

Replacement Parts are available for most umbrellas in frame finishes listed in the catalog. Refer to product pages for availability and TeamTG for parts lists. Orders must be faxed - include **Item No.**, year purchased and description of the specific part needed. **NO PHONE ORDERS PLEASE**

### Bottom Poles

Treasure Garden® offers Replacement Bottom Poles for most umbrellas in frame finishes listed in the catalog.  
– For availability, ordering and pricing, refer to product pages for the Replacement Parts - Bottom Pole **Item No.**

**Note:** Finish is designated in item no.

### Touch Up Paint

Available in 5 finishes - our 4.5 oz. spray can for hassle-free and mess-free touch up of scratches on aluminum frames and bases.

Item No.:	Color:
<b>Touchup-BRZ</b>	Bronze
<b>Touchup-CHAMP</b>	Champagne
<b>Touchup-ANTHR</b>	Anthracite
<b>Touchup-WHT</b>	White
<b>Touchup-BLK</b>	Black
<b>Touchup-5T</b> 	Platinum



CONTACT DEALER  
FOR MORE  
INFORMATION

**NOTE:** We **DO NOT** stock Replacement Parts in finishes that are not stocked domestically for products ordered through our TG Direct - Early Buy Container Program. If you are ordering a *special finish*, we recommend ordering additional replacement parts to that order. Your Sales Representative or Customer Service Representative can assist you with suggestions on how to place an order.



## Sales Programs

**TG Custom -**  
Domestic Custom-Made Umbrellas

**TG Direct -**  
Custom Container Program

**TGEX Program -**  
*Quick-Ship* Program

**CQS Program -**  
Cantilever *Quick-Ship* Program

**BCEX Program -**  
*Quick-Ship* Program 

Our *Quick-Ship* program for umbrella lights, bases and protective furniture covers. BCEX orders must be written on a separate P.O.

*Available to ship within 3 business days.*

The **2016 TG CUSTOM Program** features the finest residential umbrella styles with your choice of hundreds of quality fabrics from the top U.S. mills; as well as our exclusive O'bravia® fabrics.

### DOMESTIC CUSTOM-MADE UMBRELLAS

Create extraordinary umbrellas with thousands of possible fabric combinations for 2016; the program includes our exclusive **Designer Cover Collection** at the standard DWV price.

**In-Stock Frames and Fabrics:**

In-Stock frame and fabric lead time is 3-4 weeks from Baldwin Park, CA, USA.

**Special Order / Non-Stock Fabrics:**

Special Order and Non-Stock fabrics on stock frames, the lead time is 4-5 weeks from Baldwin Park, CA, USA.

**Full Roll:**

Full roll orders will be honored at the standard pricing.

Note: Certain mills may have a minimum yardage requirement.

**Less Than a Full Roll:**

For orders of less than 1 roll, an up charge of:

(10% - Furniture Grade & 20% - Awning Grade) will incur and will require longer lead times.

**Premium Fabric Grades:** A+/A grade fabrics may require longer lead times.

**All Non-Stock Striped Fabrics:**

Need to be ordered in **pairs**, due to cutting requirements.

Contact your Customer Service Representative for availability and specific lead times.

### FABRICS BY THE YARD

GRADE	
A+	<b>CONTACT DEALER FOR MORE INFORMATION</b>
A	
C	n/a
D	n/a

MAXIMUM QUANTITY: 10 yards



Our **2016 EARLY BUY Container Program** simplifies the process of shipping large quantities of goods anywhere. Give us your quantity breakdown and final destination point, we'll take care of the rest.

## CUSTOM CONTAINER PROGRAM

### Early Buy Order Guidelines:

All TG frame colors combined with TG fabrics are available to ship from Ningbo, China.

### Chinese New Year: February 8, 2016

Please plan your orders accordingly; to ensure delivery before CNY. Order(s) must be placed prior to and finalized by:  
**Thursday, October 1, 2015.**

### Early Buy Production Lead Time:

Allow 10-16 weeks\*. Contact your TG Sales or Customer Service Representative for orders requiring shorter lead times.

### Early Buy Transit Time:

Allow 3-6 weeks\*. Containers can arrive as fast as 3 weeks to the West Coast and take up to 6 weeks to the East Coast.

### Early Buy Payment Terms:

1. Irrevocable At Sight Letter of Credit at order acknowledgement  
or
2. Wire transfer 14 days prior to scheduled ship date

### FOB:

All container orders from Ningbo, China ship Freight Collect. The dealer is responsible for all freight charges - both sea and land, insurance fees, broker fees, bank fees for L/C or wire transfers and additional handling fees.

### Freight Forwarder:

You may select your own or we will use ours.

**PLEASE NOTE YOUR CHOICE ON YOUR ORDER.**

### Duty:

All products manufactured by Treasure Garden Inc., incur duties to the USA. This is a tax imposed by our Federal government. Unfortunately, we are not duty free.

Dealer is responsible for all duties for container goods before container arrives at destination.

*Estimated overall Freight & Duties*  
(13-16%) Depending on your location and product assortment.

## TG DIRECT - DUTY SCHEDULE

Complete Umbrellas	6.975%
Umbrella Bases	5.675%
Protective Covers	7.475%
Umbrella Frames only	12.475%
Umbrella Lights	4.375%

### In-Season Order Guidelines:

All frame colors combined with TG fabrics are available to ship from Ningbo, China.

### In-Season Production Lead Time:

Allow 4-6 weeks\*. However, we may be able to ship as quickly as 2 weeks depending on production schedules.

**Note:** Special order frame/base colors will require longer lead times.

### In-Season Transit Time:

Allow 3-6 weeks\*. Containers can arrive as fast as 3 weeks to the West Coast and take as long as 6 weeks to the East Coast.

**Note:** The Custom Container Program is not available for In-season REORDER from Baldwin Park, CA. It is imperative to forecast your entire seasons needs on your container order for any special frame styles.

### Replacement Parts:

We DO NOT stock Replacement Parts for products ordered through our TG Direct - Early Buy Container Program; in finishes that are not stocked domestically. If you are ordering a special finish, we recommend ordering additional replacement parts to that order. Your TG Sales or Customer Service Representative can assist you with suggestions on how to place an order.

## ESTIMATED SHIPMENT SCHEDULE

Date of Order	Estimated Shipment Date <sup>1</sup>
July 2015	October - November 2015
August 2015	November - December 2015
September 2015	Dec. 2015 - January 2016
Prior to Oct. 1, 2015	By January 20, 2016 <sup>2</sup>
After Oct. 1, 2015	February 20, 2016
November 2015	March - April 2016
December 2015	April - May 2016

<sup>1</sup> Estimated shipment dates are based on current production schedule. Lead time starts once order is *finalized*.

<sup>2</sup> Last ship date out of Ningbo prior to CNY is January 20, 2016. Shipping resumes on February 20, 2016.

*The purchase of a container may also involve bank charges and other charges unrelated to the price of the product including but not limited to duties, storage, shipping and transportation charges, third party inspection charges whether inspected at point of origin, point of entry or point of delivery. \*Contact your TG Sales or Customer Service Representative for any questions regarding specific lead times.*





# 2016 "Quick-Ship" Program

Treasure Garden is proud to offer select fabrics in our 11' Double Wind Vent and 9' & 7.5' Single Wind Vent umbrellas in the largest selection of 100% Solution-Dyed high performance fabrics in the industry. Available to ship within 5-7 business days in the continental U.S.

**Note:** To ensure your TgEx "Quick-Ship" order is processed without delay... please do not combine non-TGEX styles on your order.

"Quick-Ship" Program sizes and styles includes:



11' (DWV) styles: UM801, UM801\_SL and UM812 styles






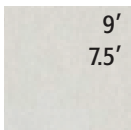














9' (SWV) styles: UM800, UM800\_SL, UM8091, UM810, UM920 and UCP409 series



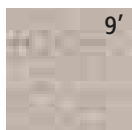

















7.5' (SWV) styles: UM907 and UCP407 styles

## 2016 TgEx Fabric Selections

### sunbrella 100% Solution-Dyed Acrylic - Grade A

 9' 7.5'	 9' 7.5'	 11' 9' 7.5'	 9' 7.5'	 11' 9'	 11' 9' 7.5'	 11' 9'	 11' 9'	 11' 9'
5401 A Pacific Blue	54011 A Ginkgo	5403 A Jockey Red	5404 A Natural	5407 A Henna	5408 A Black	5413 A Spa	5422 A Antique Beige	5425 A Cocoa
 9' 7.5'	 9' 7.5'	 9' 7.5'	 9'	 11' 9' 7.5'	 9'	 9'	 9'	 11' 9'
5438 A Buttercup	5439 A Navy	5446 A Forest Green	5453 A Canvas	5476 A Heather Beige	56095 A Astoria Sunset Stripe	56096 A Astoria Lagoon Stripe	5612 A Rachel Stripe - Redwood	8318 A Sesame Linen


### obravla 100% Solution-Dyed Polyester - Grade C (continues)

 9'	 9' 7.5'	 11' 9' 7.5'	 9'	 11' 9'	 11' 9' 7.5'	 9'	 9' 7.5'	 11' 9'
4800 C Champagne	4801 C Cobalt	4803 C Red	4804 C Eggshell	4807 C Auburn	4808 C Black	4809 C Burnt Orange	4811 C Kiwi	4813 C Spa
 9'	 9'	 11' 9'	 11' 9'	 9'	 11' 9' 7.5'	 9'	 9' 7.5'	 11' 9'
4814 C Straw	4815 C Sunset	4816 C Aqua	4818 C Sesame	4820 C Boulder	4822 C Khaki	4825 C Mocha	4826 C Sky	4827 C Chocolate




# 2016 TGEx Fabric Selections

## Olivia 100% Solution-Dyed Polyester – Grade C *(continued)*



## Solefin 100% Solution-Dyed Olefin - Grade D



**Note:** All fabrics shown are not to scale. Patterns, textures and colors may vary slightly from the actual fabric swatches; please refer to the Treasure Garden fabric swatch book for samples.



## ***Cantilever “Quick-Ship” program***

- 13', 11' & 10' cantilevers
- 2 color finishes
- Octagon and Square shapes
- Select Grade A & C fabrics available

*Shown: AKZSQ-09 in 5403 Jockey Red*



# 2016 Cantilever "Quick-Ship" Program

Program is available year-round.

## Cantilever Quick-Ship

- Our best selling styles
- Ships in 10 business days or sooner

**NOTE:**

To ensure your Cantilever "Quick-Ship" order is processed without delay. Orders must be placed on a separate P.O. and marked "Cantilever Quick-Ship".

**Valance not available.**

### Program styles:

**AKZ13** (See pages 6-7)

**AKZ** (See pages 12-13)

**AKZSQ** (See pages 14-15)  
AKZSQ - 10' only.

**Base option:**


AKZ base, concrete, in-ground or wood mount kits sold separately.

**AG28** (See pages 20-21)

**Base option:**

AG base sold separately.

### Finishes:



### Available Fabrics:

**sunbrella** Grade A - 100% Solution-Dyed Acrylic



5403 A  
Jockey Red



5404 A  
Natural



5407 A  
Henna




5425 A  
Cocoa




5476 A  
Heather Beige

**o'bravia** Grade C - 100% Solution-Dyed Polyester



4808 C  
Black



4818 C  
Sesame



4876 C  
Sand

Fabric photos may not represent accurate fabric colors or textures, refer to Treasure Garden's Swatch Book for sample.

# shademaker





Shademaker offers a complete line of shade solutions, with many innovative styles and distinct configurations. Shademaker can help you create a sophisticated and functional environment in any setting.

### Centerpost Design

**NEW** Libra



Astral-TC



### Beam Mount Design

Nova



### Sidepost Design


Orion



Galaxy



Sirius



Polaris



RESIDENTIAL

COMMERCIAL

5  
YEAR  
WARRANTY



# Libra

## Centerpost Series



# shademaker


**Shown:**

Item No.: LIBRA-25S  
Fabric: 4677 Tuscan  Awning Grade  
Base: BKMSQ1009 (Sold separately)

Visit [shademakerusa.com](http://shademakerusa.com) for more details on sizes & specifications.

**Finish:**

Silver Shadow

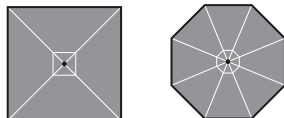


**Specifications:**

<b>Mast</b>	1.57" Round
<b>Thickness</b>	.063" Arms .079" Mast
<b>Vents</b>	SWV
<b>Lift</b>	Manual push up with counterweight support

# shademaker

## **Libra** Centerpost




Item No.:	Size	Weight	Shape	Coverage	Ribs	Minimum Base Weight*
<b>LIBRA-20S</b>	6' 6"	31.5 lbs.	Square	43 sq. ft.	4	100 lbs.
<b>LIBRA-25S</b>	8' 2"	39.5 lbs.	Square	67 sq. ft.	8	100 lbs.
<b>LIBRA-25</b>	8' 2"	34.8 lbs.	Octagon	52 sq. ft.	8	100 lbs.

**CONTACT DEALER  
FOR MORE  
INFORMATION**

See pages **148-149** for Shademaker Fabric options

### Features:

-  **Counterweight** open & close system
- Durable high performance hub and fittings
- Internal mast stem included for Mount Kit options
- Includes Protective Cover



### Options:

#### MOUNT KITS/BASES

\*See page **147** for Base Weight Guide

#### ACCESSORIES

##### UMBRELLA LIGHTS

Original VEGA  
VEGA Large

**VEGA-0\_** page 79  
**VEGA-L-0\_** page 79

Shipping Information: Contact your TG/SM Sales Customer Service representative.

**5**  
YEAR  
WARRANTY

# Astral-TC

## Centerpost Series

shademaker




**Shown:**

Item No.: ASTRAL-TC-40S  
Fabric: 4633 Linen  Awning Grade  
Base: BC05M (Steel base frame, base weights/stones sold separately)

**Finish:**

Silver Shadow



**Specifications:**

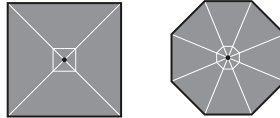
**Mast** 3.25" Round  
**Thickness** .125" Arms  
.10" Mast  
**Vents** SWV  
**Lift** Crank Lift

Visit [shademakerusa.com](http://shademakerusa.com) for more details on sizes & specifications.



# shademaker

## Astral-TC Centerpost



Item No.:	Size	Weight	Shape	Coverage	Ribs	Minimum Base Weight*
<b>ASTRAL-TC-35S</b>	11' 5"	127.9 lbs.	Square	131 sq. ft.	8	400 lbs.
<b>ASTRAL-TC-40S</b>	13' 1"	141.9 lbs.	Square	172 sq. ft.	8	500 lbs.
<b>ASTRAL-TC-50S</b>	16' 4"	163.1 lbs.	Square	266 sq. ft.	8	700 lbs.
<b>ASTRAL-TC-50</b>	16' 4"	149.9 lbs.	Octagon	210 sq. ft.	8	600 lbs.

**CONTACT DEALER  
FOR MORE  
INFORMATION**

Note: Permanent mount recommended for Astral-TC-50 styles.

See pages 148-149 for Shademaker Fabric options

### Features:

- Durable high performance hub and fittings
- Crank lift system
- **Telescopic mast** allows umbrella to be closed, so it does not hit the tables beneath it.
- Removable crank handle
- Internal mast stem included for Mount Kit options
- Includes Protective Cover



### Options:

#### MOUNT KITS/BASES

\*See page 147 for Base Weight Guide

Shipping Information: Contact your TG/SM Sales Customer Service representative.


RESIDENTIAL

COMMERCIAL

**5**  
YEAR  
WARRANTY

# Nova

## Beam Mount




shademaker

### Shown:

Item No.: NOVA-27S  
Fabric: 4612 Aruba  Awning Grade  
Mount: Beam Mount

### Finish:

Silver Shadow



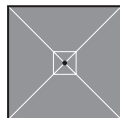
### Specifications:

**Thickness** .0625" Arms  
**Vents** SWV  
**Lift** Pulley

Visit [shademakerusa.com](http://shademakerusa.com) for more details  
on sizes & specifications.

# shademaker

## Nova Beam Mount



sunbrella Awning Grade | obravia Awning Grade | sunbrella outdura Furniture Grade

Group 1 | Group 2

Item No.:	Size	Weight	Shape	Coverage	Ribs
NOVA-27S	8' 9"	41.4 lbs.	Square	77 sq. ft.	8

**CONTACT DEALER FOR MORE INFORMATION**

See pages 148-149 for Shademaker Fabric options

### Features:

- Durable high performance hub and fittings
- Simple to operate pulley lift system
- Canopy structure easily **detaches** for storage
- Includes Protective Cover



*The ideal shade system for existing patio & balcony structures. Easily attaches to any beam.*



Canopy detaches for storage



Shipping Information: Contact your TG/SM Sales Customer Service representative.

# Orion

## Sidepost Series


shademaker



A full 360° rotation.

**Finish:**

Silver Shadow



**Specifications:**

- Mast** 2.75" x 4.375" Oval
- Thickness** .0625" Arms  
.125" Mast
- Vents** SWV
- Lift** Crank Lift

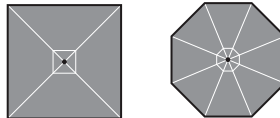
**Shown:**

Item No.: OR-30S  
Fabric: 4630 Cadet Grey  Awning Grade  
Base: BC05M (Steel base frame, base weights/stones sold separately)

Visit [shademakerusa.com](http://shademakerusa.com) for more details on sizes & specifications.

# shademaker

## Orion Sidepost



Item No.:	Size	Weight	Shape	Coverage	Ribs	Minimum Base Weight*
<b>OR-27S</b>	8' 9"	83.3 lbs.	Square	77 sq. ft.	8	350 lbs.
<b>OR-30S</b>	9' 9"	94.8 lbs.	Square	95 sq. ft.	8	350 lbs.
<b>OR-30</b>	9' 9"	77.4 lbs.	Octagon	75 sq. ft.	8	350 lbs.
<b>OR-35</b>	11' 5"	97 lbs.	Octagon	103 sq. ft.	8	450 lbs.
<b>OR-40</b>	13' 1"	102.6 lbs.	Octagon	134 sq. ft.	8	500 lbs.

**CONTACT DEALER  
FOR MORE  
INFORMATION**

See pages 148-149 for Shademaker Fabric options

### Features:

- Durable high performance hub and fittings
- High-grade stainless steel cable
- Simple to operate crank lift system
- Canopy structure easily **detaches** for storage
- Internal mast stem and adapter plate included
- Includes Protective Cover



### Options:

#### MOUNT KITS/BASES

\*See page 147 for Base Weight Guide

#### ACCESSORIES

##### UMBRELLA LIGHTS

VEGA Large

VEGA-L-0\_

page 79

Shipping Information: Contact your TG/SM Sales Customer Service representative.



**5**  
YEAR  
WARRANTY

# Galaxy Sidepost Series

shademaker




**Shown:**

Item No.: GALAXY-40S  
Fabric: 4602 Sunflower Yellow  Awning Grade

**Finish:**

Silver Shadow



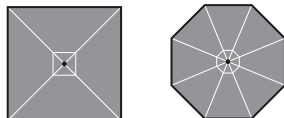
**Specifications:**

**Mast** 3.25" x 4.75" Oval  
**Thickness** .0625" Arms  
.25" Mast  
**Vents** SWV  
**Lift** Crank Lift

Visit [shademakerusa.com](http://shademakerusa.com) for more details  
on sizes & specifications.

# shademaker

## Galaxy Sidepost



Item No.:	Size	Weight	Shape	Coverage	Ribs	Minimum Base Weight*
<b>GALAXY-35S</b>	11' 5"	254 lbs.	Square	131 sq. ft.	8	1,000 lbs.
<b>GALAXY-40S</b>	13' 1"	271 lbs.	Square	172 sq. ft.	8	1,400 lbs.
<b>GALAXY-50</b>	16' 4"	264 lbs.	Octagon	210 sq. ft.	8	1,800 lbs.

**CONTACT DEALER  
FOR MORE  
INFORMATION**

Note: Permanent mount recommended for all styles.

See pages **148-149** for Shademaker Fabric options

### Features:

- Durable high performance hub and fittings
- Internal mast stem included
- Includes Protective Cover



### Options:

#### MOUNT KITS/BASES

\*See page **147** for Base Weight Guide

**We recommend a licensed contractor to secure your Shademaker umbrellas, especially the Galaxy style.**


Shipping Information: Contact your TG/SM Sales Customer Service representative.

RESIDENTIAL

COMMERCIAL

5  
YEAR  
WARRANTY


# Sirius Sidepost Series



A full 360° rotation.

**Finish:**

Silver Shadow



**Specifications:**

- Mast** 2.75" x 4.375" Oval
- Thickness** .0625" Arms  
.125" Mast
- Vents** SWV
- Lift** Crank Lift
- Tilt** 3 position

**Shown:**

Item No.: SR-30S

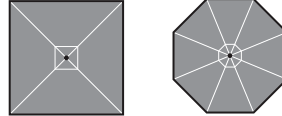
Fabric: 4685 Ginkgo  Awning Grade

Visit [shademakerusa.com](http://shademakerusa.com) for more details on sizes & specifications.



# shademaker

## Sirius Sidepost



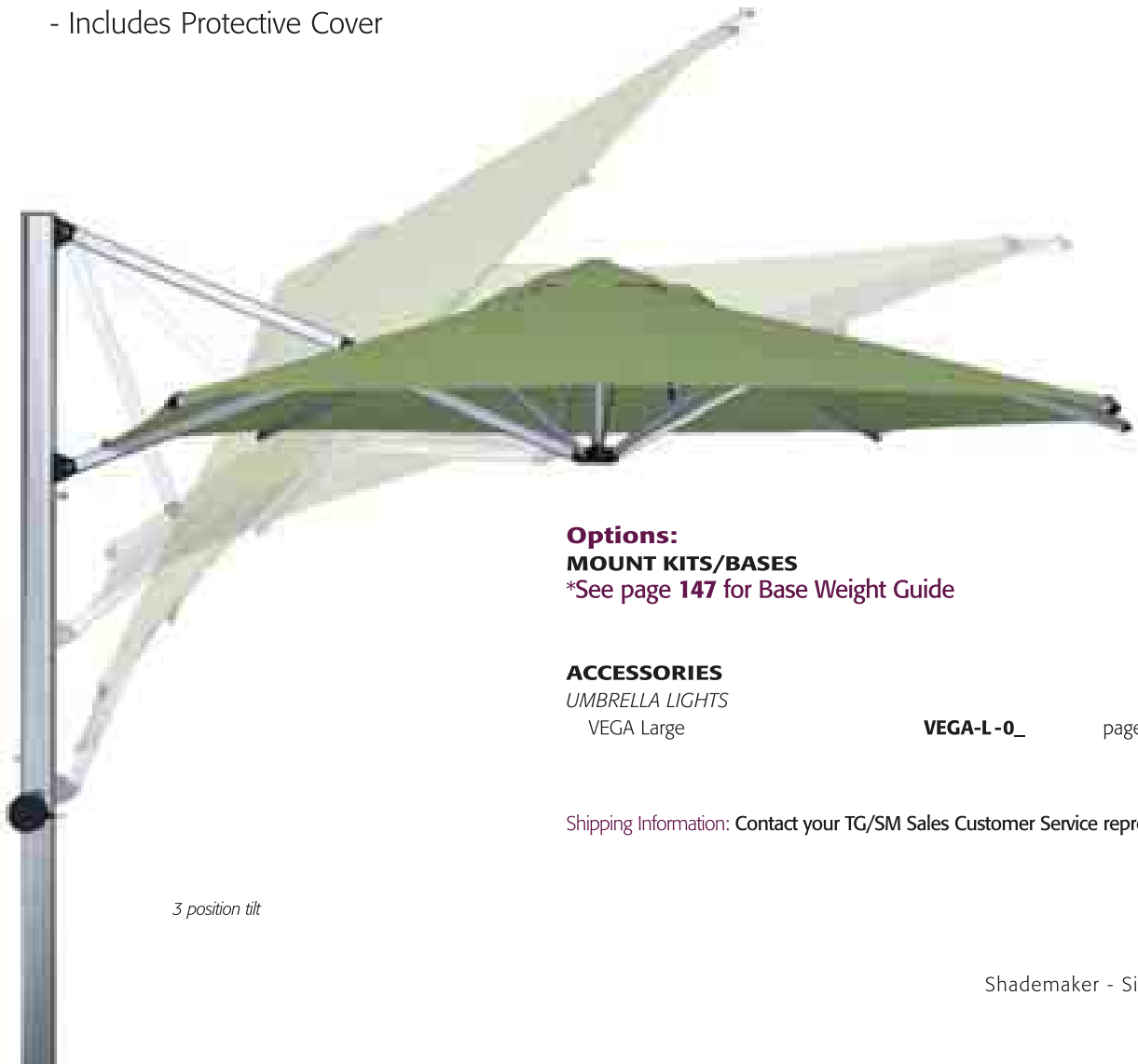
Item No.:	Size	Weight	Shape	Coverage	Ribs	Minimum Base Weight*
SR-27S	8' 9"	87.5 lbs.	Square	77 sq. ft.	8	350 lbs.
SR-30S	9' 9"	103 lbs.	Square	95 sq. ft.	8	350 lbs.
SR-30	9' 9"	82.7 lbs.	Octagon	75 sq. ft.	8	350 lbs.
SR-35	11' 5"	88.2 lbs.	Octagon	103 sq. ft.	8	450 lbs.

**CONTACT DEALER  
FOR MORE  
INFORMATION**

See pages 148-149 for Shademaker Fabric options

### Features:

- Durable high performance hub and fittings
- Stainless steel hardware for longevity
- Simple to operate crank lift system
- Internal mast stem and adapter plate included
- Includes Protective Cover



### Options:

#### MOUNT KITS/BASES

\*See page 147 for Base Weight Guide

#### ACCESSORIES

UMBRELLA LIGHTS

VEGA Large

VEGA-L-0\_

page 79

Shipping Information: Contact your TG/SM Sales Customer Service representative.


3 position tilt

RESIDENTIAL

COMMERCIAL

5  
YEAR  
WARRANTY


# Polaris Sidepost Series



A full 360° rotation.

**Finish:**

Silver Shadow



**Specifications:**

- Mast** 3.125 x 4.75" Oval
- Thickness** .0625" Arms  
.125" Mast
- Vents** SWV
- Lift** Crank Lift
- Tilt** Infinite Position

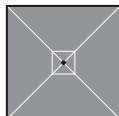
**Shown:**

Item No.: POLARIS-30S  
 Fabric: 4601 Pacific Blue  Awning Grade  
 Base: BC05M (Steel base frame, base weights/stones sold separately)

Visit [shademakerusa.com](http://shademakerusa.com) for more details  
 on sizes & specifications.

# shademaker

## Polaris Sidepost



Item No.:	Size	Weight	Shape	Coverage	Ribs	Minimum Base Weight*
<b>POLARIS-30S</b>	9' 9"	120.6 lbs.	Square	95 sq. ft.	8	450 lbs.
<b>POLARIS-35S</b>	11' 5"	128.9 lbs.	Square	131 sq. ft.	8	550 lbs.
<b>POLARIS-40S</b>	13' 1"	141.8 lbs.	Square	172 sq. ft.	8	750 lbs.

**Group 1**

**Group 2**

**CONTACT DEALER  
FOR MORE  
INFORMATION**

Note: Permanent mount recommended for Polaris-40S style.

See pages **148-149** for Shademaker Fabric options

### Features:

- Durable high performance hub and fittings
- Stainless steel hardware for longevity
- Simple to operate infinite tilt system
- Internal mast stem and adapter plate included
- Includes Protective Cover



### Options:

#### MOUNT KITS/BASES

\*See page **147** for Base Weight Guide

### Options:

#### ACCESSORIES

UMBRELLA LIGHTS

VEGA Large

**VEGA-L-0\_**

page 79

Shipping Information: Contact your TG/SM Sales Customer Service representative.

*Infinite position tilt*

# shademaker Mount Kits

All Shademaker styles are designed to be mounted. Our **Mount Kits** are the recommended or preferred method to **properly secure** your umbrella. **Warranty:** 1 Year

## Mount Kits for Libra, Astral-TC, Orion, Sirius and Polaris



### Concrete Mount Kit

#### MKC21

Diameter: 8.5" Weight: 8 lbs.

Cube: 0.22

Case Pack: 5 Case Weight: 43 lbs.

Case Cube: 1.1



### In-Ground Mount Kit

#### MKG21

Diameter: 8.5" Depth: 19.75"

Weight: 14 lbs. Cube: 1.15

Case Pack: 4 Case Weight: 59 lbs.

Case Cube: 4.5

**CONTACT DEALER  
FOR MORE  
INFORMATION**

## Mount Kits for Galaxy



### Concrete Mount Kit

#### GMKC21

Diameter: 15.125"

Weight: 34 lbs.

Cube: 0.22



### In-Ground Mount Kit

#### GMKG21

Diameter: 15.75"

Depth: 18.75"

Weight: 55 lbs.

Cube: 1.15

**CONTACT DEALER  
FOR MORE  
INFORMATION**

We recommend a licensed contractor to secure your Shademaker umbrellas.

Visit [shademakerusa.com](http://shademakerusa.com) for more details on sizes & specifications.

shademaker

# shademaker Steel Base Weights

COMMERCIAL

All Shademaker styles are designed to be mounted. Mount kits are the recommended option. Solid steel base weights can be used with the Libra, Orion and Sirius styles. *Square and round bases available to match canopy shape.*

Finish: Black powder coated steel Warranty: 1 Year

## Square



Item No.:

SB50SQ	50 lbs. (5/8" thickness)	17"	
SB100SQ	100 lbs. (5/8" thickness)	24"	CONTACT DEALER FOR MORE INFORMATION
SB125SQ	125 lbs. (5/8" thickness)	27"	

## Round



Item No.:

SB50R	50 lbs. (5/8" thickness)	19"	
SB100R	100 lbs. (5/8" thickness)	27"	CONTACT DEALER FOR MORE INFORMATION
SB125R	125 lbs. (5/8" thickness)	30"	

## Steel Base Weight Combinations

Steel bases may be purchased individually or in multiple sizes and stacked to meet base weight requirements.

See page 147 for Base Weight Guide. Base weights sold separately.



300 lbs. - (2) SB125SQ + (1) SB50SQ (shown)

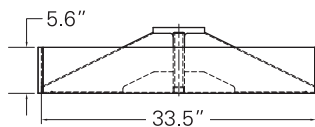



300 lbs. - (2) SB125R + (1) SB50R (shown)

### Note:

When stacking steel base weights - must begin with a 125 lb weight (SB125R or SB125SQ). SB50R & SB50SQ can only be used as the top weight.

## Steel Base Frame



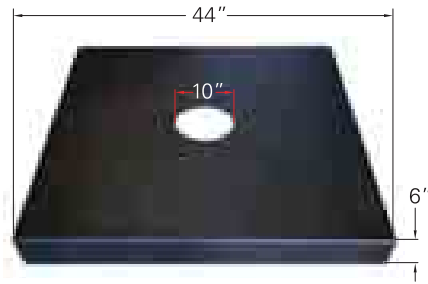
Item No.:		Weight	Cube
BC05M	Base Frame	66 lbs.	5.55

CONTACT DEALER FOR MORE INFORMATION

Accommodates 16" stone pavers/weights - sold separately

# Hercules - Heavy-Duty Steel Base

Designed for rooftop, high wind and multiple unit applications.



**Steel Base Features:**

- Durable black powder coated steel lid
- Industrial grade steel frame
- Reinforced padded corners to protect surfaces
- Adjustable feet for leveling
- Designed to mount multiple umbrellas
- Made in the USA

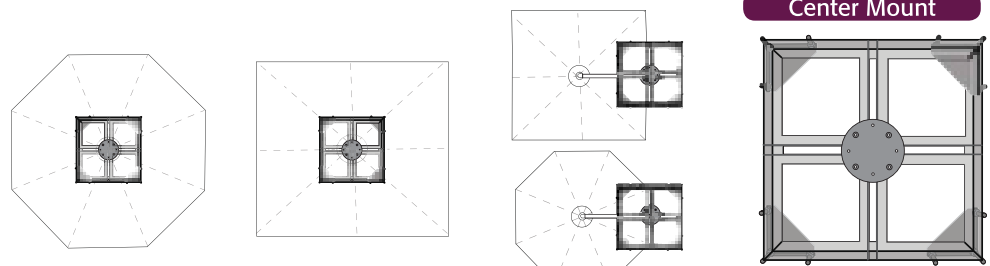
*SB50SQ steel base weights must be used with Hercules (Sold separately)*

Item No.:		Weight	Cube
H44449	HERCULES (Base frame/base cover lid)	200 lbs.	7.67

**CONTACT DEALER FOR MORE INFORMATION**

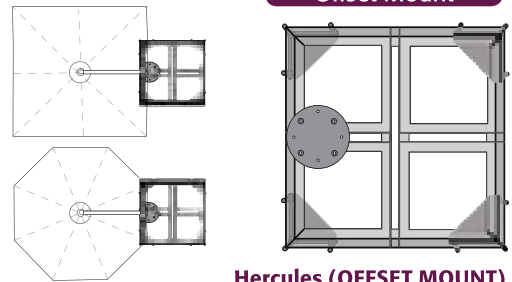
See page 147 for Base Weight Guide

## Hercules Heavy-Duty Steel Base for Astral-TC, Orion, Sirius & Polaris



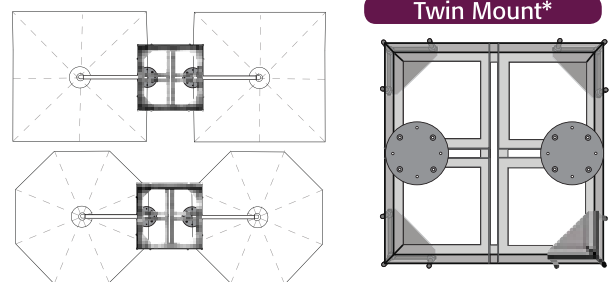
**Center Mount**

**Hercules (CENTER MOUNT)**  
fits Astral-TC, Orion, Sirius and Polaris styles



**Offset Mount**

**Hercules (OFFSET MOUNT)**  
fits Orion, Sirius and Polaris styles



**Twin Mount\***

**Hercules (TWIN MOUNT)**  
fits Orion, Sirius and Polaris styles

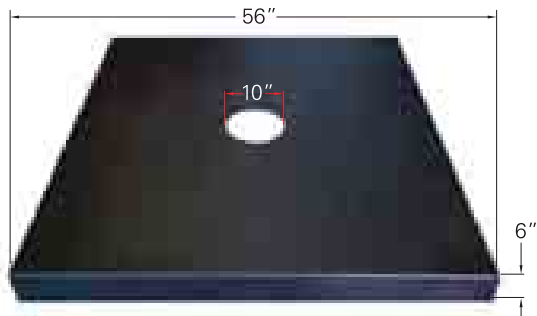
\*Additional Mount Clamp required, see page 145.

shademaker

# Zeus - Heavy-Duty Steel Base

COMMERCIAL

Our largest heavy-duty steel base designed for rooftop, high wind and multiple unit applications.



### Steel Base Features:

- Durable black powder coated steel lid
- Industrial grade steel frame
- Reinforced padded corners to protect surfaces
- Adjustable feet for leveling
- Designed to mount multiple umbrellas
- Made in the USA

*SB100SQ steel base weights must be used with Zeus (Sold separately)*

### Item No.:

Z56569

ZEUS (Base frame/base cover lid)

Weight

Cube

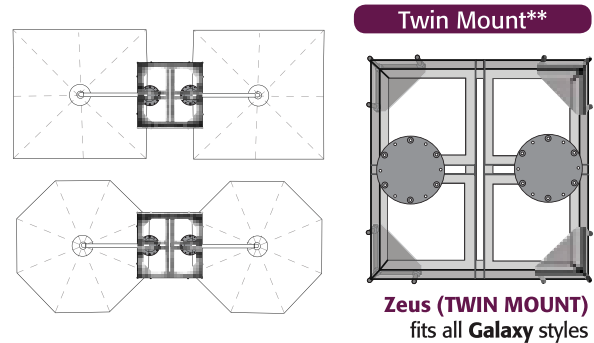
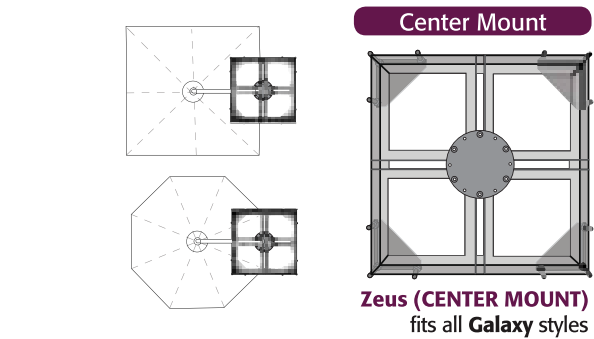
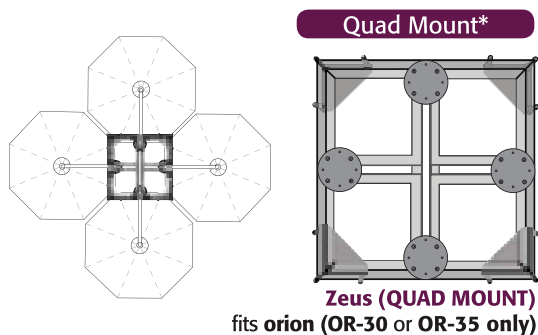
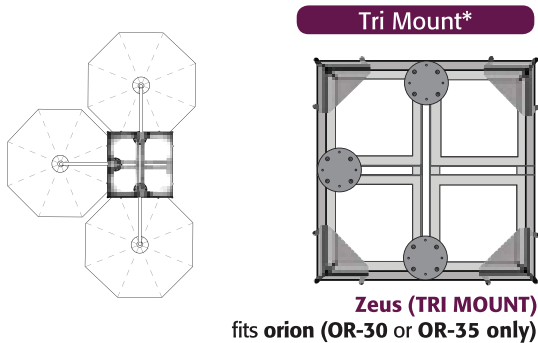
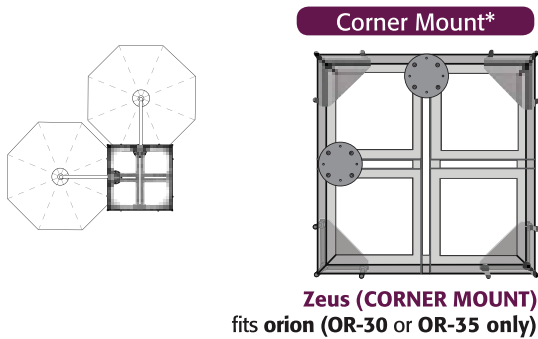
225 lbs.

12.09

**CONTACT DEALER  
FOR MORE  
INFORMATION**

See page 147 for Base Weight Guide

## Zeus Heavy-Duty Steel Base for Galaxy & Orion



**Mounting Clamps:** Additional clamps are required for mounting 2-4 umbrellas.

### Item No.:

\*MC-SMALL STANDARD

\*\*MC-LARGE GALAXY

**CONTACT DEALER  
FOR MORE  
INFORMATION**

**NOTE:** HEAVY-DUTY STEEL BASES - Sufficient base weight must be used to secure umbrellas at all times. Base weights sold separately.

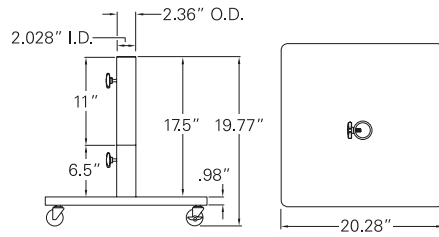
**We recommend a licensed contractor to secure your Shademaker umbrellas.**

RESIDENTIAL

COMMERCIAL

## Additional Bases for **Libra** series

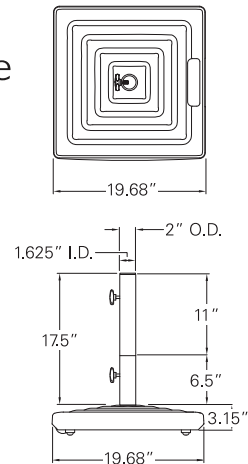

### Steel Base w/Casters



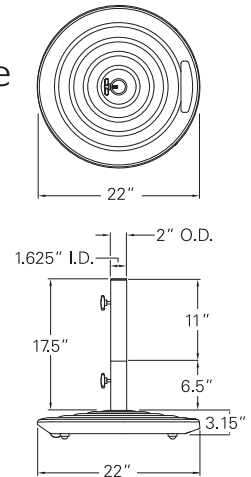
Item No.:		Weight	Cube	Pallet	
<b>BSK1209</b>	BLACK	120 lbs.	1.4	16	<b>CONTACT DEALER FOR MORE INFORMATION</b>

### Cast Aluminum Bases

#### Monaco (Square) Base w/wheels & handle



#### Monaco (Round) Base w/wheels & handle


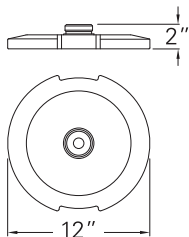


Item No.:		Weight	Cube	Pallet	
<b>BKMSQ1005T</b>	Platinum	100 lbs.	1.75	24	<b>CONTACT DEALER FOR MORE INFORMATION</b>
<b>BKMSQ1009</b>	Black	100 lbs.	1.75	24	<b>CONTACT DEALER FOR MORE INFORMATION</b>

Item No.:		Weight	Cube	Pallet	
<b>BKM1005T</b>	Platinum	100 lbs.	2	24	<b>CONTACT DEALER FOR MORE INFORMATION</b>
<b>BKM1009</b>	Black	100 lbs.	2	24	<b>CONTACT DEALER FOR MORE INFORMATION</b>

### Add-On Weight

Optional cast iron weight adds 30 lb. to our cast aluminum base.



Item No.:		Weight	Cube	Pallet	
<b>BW30</b>	Add-On Weight	30 lbs.	0.52	99	<b>CONTACT DEALER FOR MORE INFORMATION</b>



# shademaker Base Weight Guide

Item No.	Size	Shape	Minimum Base Weight	Mount and Base Options	
				Recommended	Alternate
Libra-20S	6'6"	SQ	100 lbs.	Steel Base Weight*	BKMSQ1005T, BKMSQ1009, BSK1209
Libra-25S	8'2"	SQ	100 lbs.	Steel Base Weight*	BKMSQ1005T, BKMSQ1009, BSK1209
Libra-25	8'2"	OCT	100 lbs.	Steel Base Weight*	BKM1005T, BKM1009
Astral-TC-35S	11'5"	SQ	400 lbs.	Mount Kit	BC05M
Astral-TC-40S	13'1"	SQ	500 lbs.	Mount Kit	BC05M
Astral-TC-50S	16'4"	SQ	700 lbs.	Mount Kit	Hercules
Astral-TC-50	16'4"	OCT	600 lbs.	Mount Kit	Hercules
OR-27S	8'9"	SQ	350 lbs.	Mount Kit	BC05M
OR-30S	9'9"	SQ	350 lbs.	Mount Kit	BC05M
OR-30	9'9"	OCT	350 lbs.	Mount Kit	BC05M
OR-35	11'5"	OCT	450 lbs.	Mount Kit	BC05M
OR-40	13'1"	OCT	500 lbs.	Mount Kit	BC05M
Galaxy-35S	11'5"	SQ	1,000 lbs.**	Galaxy Mount Kit	Zeus
Galaxy-40S	13'1"	SQ	1,400 lbs.**	Galaxy Mount Kit	Zeus
Galaxy-50	16'4"	OCT	1,800 lbs.**	Galaxy Mount Kit	Zeus
SR-27S	8'9"	SQ	350 lbs.	Mount Kit	BC05M
SR-30S	9'9"	SQ	350 lbs.	Mount Kit	BC05M
SR-30	9'9"	OCT	350 lbs.	Mount Kit	BC05M
SR-35	11'5"	OCT	450 lbs.	Mount Kit	BC05M
Polaris-30S	9'9"	SQ	450 lbs.	Mount Kit	BC05M
Polaris-35S	11'5"	SQ	550 lbs.	Mount Kit	Hercules
Polaris-40S	13'1"	SQ	750 lbs.	Mount Kit	Hercules

## Steel Base Frames

Item No.	Size	Frame Weight	Stone/Plate Weight	Totals	Stone/Steel plate detail (Sold separately)
BC05M	5.6" x 33.5" x 33.5"	66 lbs.	432 lbs.	498 lbs.	Holds up to (12) 16" pavers - 36 lbs. ea.
H44449 (Hercules)	6" x 44" x 44"	200 lbs.	800 lbs.	1,000 lbs.	Holds up to (16) SB50SQ
Z56569 (Zeus)	6" x 56" x 56"	225 lbs.	1,600 lbs.	1,825 lbs.	Holds up to (16) SB100SQ

### IMPORTANT NOTES

\*When stacking steel base weights - **must begin** with a 125 lb weight (**SB125R or SB125SQ**)


**Note:** When stacking steel base weights, the **SB50R** and **SB50SQ** can only be used as the **top** weight.

\*\* It is **HIGHLY** recommended that these items be mounted, using our In-Ground or Concrete Mount Kits.

Visit [shademakerusa.com](http://shademakerusa.com) for more details on sizes & specifications.

# shademaker Fabric Collection

**Price Group 1** - 100% Solution-Dyed Acrylic **Awning Grade** 



Please refer to Sunbrella's 2015-2016  
SHADE FABRICS Swatch Card and/or visit  
[www.sunbrella.com](http://www.sunbrella.com) - Marine Grade fabrics.

**Price Group 2** - 100% Solution-Dyed Polyester **Awning Grade** 



**5801**  
Cobalt




**5803**  
Red




**5804**  
Eggshell



**5808**  
Black




**5816**  
Aqua



**5822**  
Khaki



**5825**  
Mocha




**5827**  
Chocolate



**5839**  
Navy



**5850**  
Kiwi



**5851**  
Fog

**Price Group 2** - 100% Solution-Dyed Acrylic **Furniture Grade** 




**5401** **A**  
Pacific Blue




**54011** **A**  
Ginkgo



**5403** **A**  
Jockey Red




**5404** **A**  
Natural




**54048** **A**  
Charcoal




**5407** **A**  
Henna




**5408** **A**  
Black




**5413** **A**  
Spa




**5414** **A**  
Wheat



**5422** **A**  
Antique Beige




**5425** **A**  
Cocoa




**5432** **A**  
Baybrown




**5438** **A**  
Buttercup




**5439** **A**  
Navy




**5446** **A**  
Forest Green



**5448** **A**  
Cork











































**5453** **A**  
Canvas



**5470** **A**  
Walnut

**Price Group 2 - 100% Solution-Dyed Acrylic Furniture Grade** *(continued)*

					
<b>5476</b> Heather Beige	<b>5487</b> Fern	<b>5488</b> Teak	<b>5489</b> Canvas Coal	<b>5604SB</b> Sunset Beach Stripe	<b>56075</b> Peyton Granite Stripe
					
<b>56080</b> Milano Cobalt Stripe	<b>56093</b> Frequency Parchment	<b>56094</b> Frequency Sand	<b>56095</b> Astoria Sunset Stripe	<b>56096</b> Astoria Lagoon Stripe	<b>5612</b> Rachel Stripe - Redwood
					
<b>57000</b> Blush	<b>57001</b> Chestnut	<b>57002</b> Iris	<b>58003</b> Stanton Brownstone Stripe	<b>58012</b> Volt Berry	<b>58014</b> Volt Emerald
					
<b>58016</b> Volt Galaxy	<b>58017</b> Volt Glow	<b>58019</b> Volt Sequoia	<b>6011</b> Dupione Sand	<b>6013</b> Dupione Bamboo	<b>6017</b> Dupione Walnut
					
<b>6409</b> Terra Cotta	<b>6433</b> Neptune	<b>6446</b> Lemongrass	<b>6447</b> Surf	<b>6457</b> Beacon Ash	<b>6458</b> Clover
					
<b>6459</b> Stucco	<b>6461</b> Taupe	<b>6627</b> Terrace Taupe Stripe	<b>6628</b> Courtyard Beach Stripe	<b>6648</b> Signal Crimson Stripe	<b>6656</b> Signal Lemongrass Stripe
					
<b>6657</b> Breaker Surf Stripe	<b>7761</b> Taupe / Beige Rib	<b>8314</b> Straw Linen	<b>8318</b> Sesame Linen		

# Terms & Conditions

## General Information

### Distribution:

Treasure Garden Inc. believes it is in our best interest to control product distribution and support our authorized (stocking) dealers. We would like to ensure that the consumers who decide to purchase our product receive the superior level of service that Treasure Garden Inc. has become known for. To protect this reputation, Treasure Garden Inc. reserves for itself the sole right to select its dealers. To qualify as a Treasure Garden Inc. retail dealer the business must:

- Have a permanent "store-front retail business location" with reasonable space to display Treasure Garden Inc. products and accessories.
- Maintain an inventory of Treasure Garden Inc. merchandise throughout their outdoor product selling season.
- Reasonably accommodate purchases of anyone showing interest in Treasure Garden Inc. products.
- Be moderately capable of "after the sale" service and support to the end-user and reasonably accommodating of consumer requests for such.
- Retail dealers should be qualified or trained by their Treasure Garden Inc. sales representative.

Treasure Garden Inc. reserves the right to respond to geographic and individual market and competitive situations by applying different policies to its various dealers. Treasure Garden Inc. also reserves the right to rescind or modify, at its sole discretion, any existing or future sales program or policy.

### eCommerce Policy:

Our "2016 Retail Internet Agreement-Stocking Dealer" is listed on **TeamTG**. Anyone who is an authorized stocking dealer or is interested in becoming an authorized stocking dealer, who sells or advertises Treasure Garden products online and/or has a checkout cart system, must review, agree and comply with the this policy by signing the agreement and submitting it to Treasure Garden. *Please contact your Treasure Garden Sales Representative.*

### Credit Terms:

The Treasure Garden Inc. commercial credit application agreement begins the process of establishing a credit or billing account with Treasure Garden Inc. Until a credit line has been established, all orders may require payment in advance; meaning payment must be paid prior to our manufacturing of the order. Minimum order of \$5,000 is required for any new or re-established account. Treasure Garden Inc. generally offers payment terms of Net 30 days (on approved credit) to an authorized retail dealer. Other terms may be available and will be indicated on the Sales order acknowledgement and Invoice. Payment terms for Freight Charges and/or duties are Net 7 days. All orders are subject to credit approval and acceptance by our home office in Baldwin Park, California. Orders accepted by Treasure Garden shall be deemed to be contracts arising within the State of California. Prompt payment is requested and must be sent to arrive by the due date.

**No deductions or debit memos are accepted.** A service charge of one and one-half percent (1-1/2) per month or such maximum lesser rate as may be permitted by law will be assessed to all past due invoices. We also reserve the right to assess service charges on past due invoices without prior notification. Invoices are considered overdue if the payment is not received by the due date.

Credit files are routinely reviewed and a current financial statement or information may be requested. We may also request assurances of your ability to pay; such request will be made in writing and we may, upon the making of such request stop production and suspend shipments. Treasure Garden Inc. reserves the right to increase, reduce, suspend or withdraw open account privileges at its sole discretion at any time without prior notification. If your account is inactive for a 12 month period, your sales volume is below the \$5,000 minimum or there is a

change in your business or credit status, your credit terms will be canceled. No additional notice will be given.

### Prices:

Prices listed in the catalogue are suggested retail prices. Your cost is based on the designated dealer classification. Ask your Sales Representative for details regarding our 2016 programs and pricing structure.

### Taxes and Surcharges:

The MSRP does not include any state tax, local tax or surcharges. For shipments made within CA - California sales tax may apply to shipments made within California, picked up at our California facility or drop shipped within the state of California unless we have a CA resale certification on file. For shipments out of CA - the appropriate sales taxes will be added to acknowledgements or invoices unless we are provided with a valid State sales tax exemption certificate. Sales taxes will be added based on the address where the product is being shipped to.

### Order Procedures:

We accept orders from an authorized retail dealer or contract accounts only. Ask your sales representative for details on becoming an authorized retail dealer or contract account.

Opening orders under \$5,000 (or clients without open credit terms) - Orders must be paid in advance via business check, cashiers check or wire transfer before the order is manufactured (we do not process C.O.D. orders, or accept credit cards for payment). Once you fax in your order, please allow at least 3-5 days for us to process and price your order. We will fax you an order quote with your prices, estimated shipping charges. This fax will include our prepayment instructions. Once your payment is cleared from the bank, a new acknowledgement will be issued with your estimated ship date. Clearing of checks may take anywhere from 2-5 business days for any checks issued from a Domestic bank institutions. International checks are not accepted. It is best to pay orders via Wire Transfer on all international orders to avoid delays in processing.

After the order is released to production, please allow at least 3 weeks for your order to be processed and shipped.

Opening orders over \$5,000 - please fax in your order with a complete TREASURE GARDEN INC. CREDIT APPLICATION AGREEMENT.

Allow 1 week for the credit processing and approval; allow at least three weeks delivery time for items purchased on credit. If you do not wish to establish open terms, please review the opening orders under \$5,000 section. These are estimated times only. A more accurate shipping date will be provided on your order acknowledgment.

To ensure that your order is processed without delay we require:

- A written purchase order (no phone orders) from an authorized buyer including the business name, account number, phone number and purchase order number.
- Ship date and specific shipping instructions. If you request freight collect or 3rd party billing, please provide the account number.
- Our item/style number, fabric number, type and color
- Quantity of each style
- Customer's name on all Special Orders
- Order type:

**SP** = Special Promotions      **EEB** = Early Early Buy

**TGEX** = TG Express Order

**BCEX** = Umbrella Light, Base & Cover Express Order

Please note that any discrepancies can cause significant delays. We ask that you review the acknowledgment for accuracy and advise Treasure Garden Inc. immediately of any discrepancies or changes. We reserve the right to hold any order from production, pending signed acceptance of the pricing on our order acknowledgement. Lead time starts once order is finalized.

### **Freight Charges:**

The shipping charges on your invoice may differ from those on your acknowledgement. This is largely due to instability in today's fuel economy. Please understand that these charges are assessed by the carrier, not Treasure Garden Inc. These charges can sometimes include fuel surcharges, lift gate, extra delivery charges, as well as standard pallet fees (up to \$39 each), box pallet fees (\$45 each) which may or may not have been indicated on the preliminary freight quotes. The pallet fees may increase depending on the cost of these items. If the freight charges are prepaid & added to your invoice, the shipping charges may include any applicable pallet charges. To ensure the most economic freight for our customers, we compare (on your behalf) two to three different carriers before selection. If we ship your orders freight collect or 3rd party billing we will bill your company for any applicable pallet charges.

### **Changes/Cancellations:**

No cancellations, changes, additions or holds can be accepted for an order for which materials have been specifically ordered or produced. Cancellations and/or changes of product or shipping dates on EARLY BUY orders must be received at our office within 30 days of the acknowledgement date. Cancellations and/or changes of product or shipping dates on IN SEASON and SPECIALTY orders must be received within 5 business days of the acknowledgement date. Cancellations and/or changes of product or shipping dates on TG EXPRESS orders must be received within 2 business days of the acknowledgement date. NO EXCEPTIONS. Orders that do not follow these guidelines will be charged a 25% re-stocking or handling fee. We cannot guarantee that purchase orders added to an existing order will be shipped together. If items are added to an order or an item on an order is changed, the entire order may be rescheduled as of the date of the change. This may result in a later ship date than the original order. In the event an order is refused and returned to us, a 25% restocking/handling fee may be assessed in addition to the inbound and outbound freight charges.

### **Container Orders:**

Due to the special pricing on container orders, all containers must be prepaid via wire transfer or paid by letter of credit. The purchase of a container may also involve bank charges and other charges unrelated to the price of the product including but not limited to duties, storage, shipping and transportation charges, third party inspection charges whether inspected at point of origin, point of entry or point of delivery. Once your purchase order is sent in, we start reviewing and scheduling your order into our production schedule. It is important that you inform the Baldwin Park office of any order changes within 14 days from when your order is sent in. After reviewing your purchase order, we will mail or fax an order acknowledgement with your payment instructions.

We must be informed of any discrepancies or revisions to CONTAINER ORDERS within 14 days of sales order acknowledgement date.

No cancellations are allowed. When placing orders, please be mindful of Chinese New Year. Generally, our manufacturing schedule is tight around that time.

### **Order Scheduling:**

Deliveries are subject to fire, storm, flood, war, rebellion, riot, strike or labor trouble, interruptions to transportation, perils of navigation, damage to factory, equipment of facilities, governmental mandates, including the exercise of acts of God, failure of our sources of supply in whole or in

part and other cause beyond our control. We shall not be liable for any damages or failure or delay in delivery due to any such causes. If possible we will attempt to ship merchandise the week of the requested ship dates. However, in order to maintain an orderly schedule, we reserve the right to schedule the merchandise to the nearest available production schedule and to ship accordingly. Our regular business days are Monday through Friday.

### **Back Order/Partial Shipments:**

Due to the considerable amount of items we offer, we may not initially be able to ship or deliver your entire order. In such event the balance and/or entire order thereof will be back-ordered and shipped and delivered at a subsequent time or times. Standard shipping charges will apply to partial or back order shipments.

### **Shipments:**

IN-SEASON: Our goal is to ship IN SEASON orders within 10-20 business days of the acknowledgement of the order.

EARLY BUY: We will make every effort to ship orders received during the EARLY BUY period within 30 business days of the estimated ship date. All scheduled shipments will be at the factory's convenience.

SPECIALTY/CUSTOM: Our goal is to ship SPECIAL ORDERS within 15 business days of the acknowledgement of your order.

TG EXPRESS: Our goal is to ship TG EXPRESS orders within 5 business days of the acknowledgement of the order. Large quantities may result in partial shipments. This is a goal, not a guarantee – and may be slightly affected by availability of fabrics & consumer demands.

**ALL SHIPMENTS** - Treasure Garden Inc. shall, in the event of no routing instructions from the buyer; select a carrier, which it feels, can adequately handle each shipment.

### **Early Buy Orders:**

The deadline for the 2016 Season Early Buy Program is December 31, 2015. These dates are subject to change depending on our production schedule. Due to the special pricing and payment terms of the Early Buy order, we are unable to restrict or limit the shipping dates; you must be prepared to accept shipment of the Early Buy order at our convenience as indicated above. There is a minimum of \$5,000 for Early Buy orders. Ask your Sales Representative for details on our EARLY BUY program.

### **Freight Claims:**

All merchandise is delivered to the carrier in factory new condition. Our FOB shipping points are Baldwin Park, CA or Ningbo, China.

The FOB location depends on your order type and product availability. The carrier accepts responsibility for the safe delivery upon acceptance of the shipment. Treasure Garden should be notified immediately regarding any claims. Claims for loss or damage sustained in transit must be filed by you, as follows:

#### **Apparent Damage:**

It is your responsibility to accept the merchandise and file a claim with the carrier. Make a notation on the Bill of Lading as to the nature and extent of the damage and obtain a signature of the carrier's agent. (Failure to adequately describe this information may result in the carrier refusing to honor the claim). Request a claim form from the delivering carrier and file your claim immediately.

#### **Concealed Damage:**

If damage is discovered when unpacking the merchandise, immediately mark the damaged area and submit a written request for the carrier to inspect. Attach a copy of the concealed damage information. Do not remove the merchandise from the original carton until the carrier inspection is complete.



**Shortage:**

It is your responsibility to inspect all merchandise and to file claims with the carrier in the occurrence of product shortage. Make a notation on the Bill of Lading as to the number of cartons short. Treasure Garden Inc. must also be notified immediately of any shortages. File claim with the delivery carrier immediately. No claims for shortages, damaged items or errors will be honored unless it is made in writing on the Bill of Lading upon receipt of the shipment. Failure to make a claim on the Bill of Lading may constitute a waiver of your rights to a refund or credit.

**Return Goods:**

No returns will be accepted without a written Return Authorization (RA#) from the factory. It is your responsibility to follow routing instructions. Please fax in a request for an RA#, your request should include the following information:

- Company name, contact name, number & store hours
- The Treasure Garden Inc. invoice and/or acknowledgement
- The item no., number of units to be returned and carton total
- The reason for the return
- Which carrier will be returning the goods and the date of the shipment

Any item that is returned for credit that is not under our warranty policy is subject to a 25% restocking fee and must be properly packaged plus inbound and outbound freight charges, if applicable. Any item that is returned for repair or replacement that is not under our warranty policy is subject to the applicable repair charges listed in our other fees section.

**Payments:**

Payment will be accepted in US Dollars only. If a deposit or pre-payment is paid by a standard business check from a Domestic bank institution, please allow 2-5 business days from our deposit date for your funds to clear. If paid by a standard business check from an International bank institution, please allow 4-6 weeks for our deposit date for your funds to clear. If your deposit is prepaid via wire transfer, please allow 1 business day for your funds to clear. Invoice payments should be mailed prior to the due date and sent to our corporate office in Baldwin Park, CA. Payments made in a different manner may be delayed.

**Disputes/Billing Discrepancies:**

In the event of a billing or receiving dispute, please contact us within 10 business days of the invoice or receiving date with an explanation of the discrepancy. Such disputes can include charges for items that were billed but not received, charges for product that was received but not ordered, charges for items that were returned, refused, credited, or shipments that have a freight claim pending. After the 30 day period, we may not be able to locate the necessary information or assist you in resolving the dispute or billing discrepancy. This procedure applies to both domestic and import orders.

**Errors:**

There may be errors in the prices, descriptions or images of certain merchandise in our catalog or sales material. We reserve the right to restrict orders of those items.

**Other Fees:**

These fees apply to both contract accounts and retail dealers.

- Non-warranty repairs are subject to a labor charge of \$25 per hour plus applicable parts, inbound and out bound freight charges. Please allow at least 5 business days for processing.
- A \$15 handling fee will be added to any purchase under \$50. To avoid this fee, please accumulate your product needs and place orders together.

**DOES NOT APPLY TO PARTS, FABRIC BY THE YARD OR DISPLAY STANDS.**

- A \$15 drop shipment fee will be added to drop shipment orders. We can drop ship orders to US addresses only. The appropriate sales and use tax will be added to the orders unless we have a resale certification for the state that the items are being shipped to. Depending on the item, additional delivery charges may apply. Treasure Garden Inc. reserves the right to rescind or modify, at its sole discretion, drop shipments or the drop shipment of specific items.
- A \$25 service charge will be assessed on any returned check.
- Pallet fees, residential delivery fees, lift-gate fees, and "call before delivery" fees vary depending on the carrier. Pallet fees may be billed to your invoice if your order is sent freight collect or 3rd party billing.

**Shipping:**

Most Treasure Garden products can be shipped using parcel companies (**UPS, FedEx or other**). Some of our larger or heavier products however, must be shipped with a trucking company.

Identified with the "Truck Only" icon.



Please note that Treasure Garden Inc., reserves the right to alter or modify product styles and to discontinue frames and fabrics without notice. For more information about

Treasure Garden Inc. products, please contact us at: **(626) 814-0168** or email: [info@treasuregarden.com](mailto:info@treasuregarden.com)

# Product Information Guarantee/Warranty

## Guarantee:

Treasure Garden items are designed for residential use and are not warranted for commercial applications (unless specified for Commercial use).

## LIMITED WARRANTY (Frames and Accessories):



### One (1) year

AG28 Cantilever style  
AG19/AG19SQ Cantilever styles  
Push Button Tilt styles  
Quad Pulley Lift – UM8091 style  
Umbrella Lights  
Umbrella Bases & Accessories  
Protective Furniture Covers  
Outdoor Rug styles



### Two (2) years

AKZ/AKZSQ/AKZRT Cantilever styles  
Starlight Collar Tilt – UM80\_\_SL series  
Collar Tilt – UM80\_\_ series  
Shanghai Collar Tilt – USA459 style  
Auto Tilt – UM810\_ series  
Auto Tilt – UM8810RT style  
Crank Lift – UM8811RT style



### Three (3) years

UCP styles – UCP40\_ series

**Includes:** Frame, ribs, finial, tilt, cord, crank handle, housing, canopy and rib pocket seams. If a defect in the original material or workmanship appears during the warranty period on any Treasure Garden product; Treasure Garden, at its option, will repair or replace the product without charge.

Requests for returns must be FAXED in to **(888) 821-8868** - Attn.: Customer Service or contact a Customer Service Representative.

## Fabric (Furniture Grade) Limited Warranty:

The following fabric lines have a limited warranty against fading for:  
5 years - Sunbrella®/Outdura®/Sunbury®/Bella-Dura®/Docril®  
4 years - O'bravia®  
2 years - Solefin®



## shademaker Limited Warranty

Requests for returns must be FAXED in to **(888) 821-8868** - Attn.: Customer Service or contact a Customer Service Representative.

### 1 Year Limited Warranty:

Commercial Bases & Mount Kits

### Fabric (Awning Grade) Limited Warranty:

The following fabric lines have a limited warranty for:  
10 years - Sunbrella® Awning  
5 years - O'bravia® Awning

## What Is NOT Covered:

Failure caused by unreasonable or abusive use, or failure caused by neglect of reasonable and necessary care are not covered by this warranty. Additionally, acts of nature (including but not limited to wind, hurricanes, tornadoes, and storms) are not covered by this warranty. This warranty covers return freight of any warranted product only for the first year. This warranty gives you specific legal rights and you may have other rights which vary from state to state.

## Wind Damage:

Treasure Garden highly recommends that no umbrella, regardless of size or weight, ever be left unattended in the open position. In windy conditions, it is further recommended that umbrellas be closed, removed from their base, and stored, or laid horizontally. This will reduce the risk of damage to your umbrella, furniture, and other belongings or property. To ensure stability of your umbrella, please observe proper placement, and use sufficient weight (base). This catalog contains minimum recommendations for necessary weight; but this can vary, depending on the conditions in your particular area.

**Wind Damage is NOT covered under our Limited Warranty.**

## Irregularities in Production Process:

The possibility of "Irregularities" in the product surface may occur during the production process. However, these irregularities do not reduce the quality of the product. Treasure Garden monitors every stage of production to ensure a clean and consistent appearance on every part.

## Rust:

Rust is a natural part of the aging process of all Steel or Iron based materials and is therefore NOT considered a defect. Treasure Garden Cast Iron & Steel plate bases are designed to require minimum maintenance. Bases should be kept clean. Do not let dirt build up on the bases. Cleaning with mild soap and water, and seasonal touch-up of any scratches, chips or occasional rust seepage from crevices or hidden, un-finishable surfaces inherent in some designs is all that is required. Touch Up paint in matching frame colors are available through your retail dealer. Never leave bases standing in water. To keep your bases looking their best, you may wish to store them when not in use for an extended period of time.

**THE SELLER DISCLAIMS ANY IMPLIED WARRANTY OF MERCHANTABILITY.**

**NOTE: Wind Damage is NOT covered under our Limited Warranty.**



**COM Requirement Form**

Fax Request to 888.821.8868

Please fill in all fields. Shaded areas to be filled by TG.

Company: \_\_\_\_\_  
 Contact: \_\_\_\_\_  
 Address: \_\_\_\_\_  
 City, State, Zip: \_\_\_\_\_  
 Phone/Fax: \_\_\_\_\_

PO# \_\_\_\_\_

Customer# \_\_\_\_\_  
 Written By \_\_\_\_\_  
 Fax Date \_\_\_\_\_

Fabric Shipping From:  
 Name: \_\_\_\_\_  
 Phone: \_\_\_\_\_

Ship fabric to: Treasure Garden, Inc.  
 13401 Brooks Drive  
 Baldwin Park, CA 91706  
 626-814-0168

Qty.	Umbrella Item No.	Fabric No.	Fabric Name	Fabric Mfg.	Fabric Type Awning / Outdoor	Description	Stripes* Y / N	Repeat Y / N	Width 48" / 54"	Yardage Required	Proceed Y / N

\*No Railroad

**PLEASE NOTE:**

- Must submit a 9" x 18" swatch to ensure fabric can be used for a requested umbrella. For stripes, please include the whole repeat.
- Striped fabric must be ordered in pairs. • No stripes on rectangle or Shanghai umbrellas.
- COM orders will not be scheduled for production until the fabric is received. You will receive a revised acknowledgment with your anticipated ship date once the fabric arrives.
- If the fabric is sent directly from an outside source, information regarding your order must be included to match the fabric to your PO.
- COM fabric received without reference to a purchase order number may be refused.
- We will request additional yardage at necessary or return unused COM.

Please include a copy of this COM form with your Purchase Order when submitting.

- No returns will be allowed. • Warranty does not apply to COM fabric.

[COM = Customer's Own Material]

revised 0015





13401 Brooks Drive, Baldwin Park, CA 91706  
 Tel. (626) 814-0168 | Fax (626) 814-2001 | Toll Free Fax (888) 821-8868  
 email: order@treasuregarden.com | www.treasuregarden.com

# SALES ORDER FORM

CUSTOMER:  NEW  
 EXISTING

ACCOUNT # \_\_\_\_\_

PO # \_\_\_\_\_

BILL TO: \_\_\_\_\_  
 COMPANY NAME  
 \_\_\_\_\_  
 ADDRESS  
 \_\_\_\_\_  
 CITY STATE ZIP  
 \_\_\_\_\_  
 PHONE  
 \_\_\_\_\_

SHIP TO: \_\_\_\_\_  
 NAME  
 \_\_\_\_\_  
 ADDRESS  
 \_\_\_\_\_  
 CITY STATE ZIP  
 \_\_\_\_\_  
 PHONE (DESTINATION / SHIP TO ADDRESS)  
 \_\_\_\_\_

CHOOSE ONE:  RESIDENTIAL  COMMERCIAL

PHONE		FAX		ORDER TYPE		<input type="checkbox"/> DROP SHIPMENT (Fee Applies) <input type="checkbox"/> EARLY BUY <input type="checkbox"/> BCEX <input type="checkbox"/> TGEX <input type="checkbox"/> SPECIAL PROMO <input type="checkbox"/> SPECIAL TAG <input type="checkbox"/> CUSTOM	
ORDER DATE	COST FACTOR	BUYER	TERMS	SALES PERSON	REQUESTED SHIP DATE	SHIP VIA	WILL CALL

FOB BALDWIN PARK, CA  
 FREIGHT COLLECT  
 PREPAY & ADD

ITEM <small>Complete for ALL product categories.</small>		UMBRELLA FABRIC <small>Complete for all UMBRELLA categories.</small>					UNIT PRICE	TOTALS
QTY.	ITEM NO.	FABRIC NUMBER(S) DESCRIPTION(S)	FABRIC GRADE	DESIGNER COVER <input checked="" type="checkbox"/>	SPECIAL INSTRUCTIONS <small>i.e.: Tag Name, Valance, DWV, etc.</small>			
				<input type="checkbox"/> DC ___				
				<input type="checkbox"/> DC ___				
				<input type="checkbox"/> DC ___				
				<input type="checkbox"/> DC ___				
				<input type="checkbox"/> DC ___				
				<input type="checkbox"/> DC ___				
				<input type="checkbox"/> DC ___				
				<input type="checkbox"/> DC ___				
				<input type="checkbox"/> DC ___				
				<input type="checkbox"/> DC ___				
				<input type="checkbox"/> DC ___				
				<input type="checkbox"/> DC ___				
				<input type="checkbox"/> DC ___				
				<input type="checkbox"/> DC ___				
				<input type="checkbox"/> DC ___				
				<input type="checkbox"/> DC ___				
				<input type="checkbox"/> DC ___				

- 1. EARLY BUY = ORDERS BEGIN OCTOBER 1, 2015. ALL EB INVOICES REFLECT NET COSTS.
- 2. BCEX = BASE & COVERS QUICK-SHIP PROGRAM
- 3. TGEX = DOMESTIC QUICK-SHIP PROGRAM - ALL YEAR
- 4. SPECIAL TAG = DEALER ORDER FOR SPECIAL CUSTOMER. TAG WITH CUSTOMER NAME.
- 5. CUSTOM = ORDER REQUESTING NON-STOCK FABRICS OR VALANCE. NO RETURNS.

Written By: \_\_\_\_\_

Date: \_\_\_\_ / \_\_\_\_ / \_\_\_\_



**Shown:**

Umbrella:  
UM8000

56096 - Astoria Lagoon Stripe 





**Treasure Garden, Inc.**  
13401 Brooks Drive  
Baldwin Park, CA 91706  
p 626.814.0168  
f 888.821.8868  
info@treasuregarden.com

**Showrooms:**  
**Chicago** 1655 Merchandise Mart  
**High Point** 2600 Showplace  
**Las Vegas** World Market C1215

[treasuregarden.com](http://treasuregarden.com)

©2015 Treasure Garden, Inc. All Rights Reserved.

TG-PC-715